


Vol.6



LANDSCAPE LIGHTING

www.southeastthailand.co.th

www.southeastthailand.co.th



www.southeastthailand.co.th



**SALES Contact**

LIGHTING

Tel: +66 (0) 85 661 7769



---

Tel : (662) 258-0210-5

Fax : (662) 258-1919

Email : [Info@southeastthailand.co.th](mailto:Info@southeastthailand.co.th)

# Visit Out Show Room & Our Team



ABOUT

Southeast Thailand Co., Ltd. distributes a wide variety of lamps, including general-purpose interior and exterior lighting. We offer modern, unique lamp designs suitable for a variety of applications, including LED lamps such as downlights, wall lamps, ceiling lamps, and many other types of lamps. We offer a wide range of styles and designs,




Vistosi, Roger Pradier, and Traxon, as well as Southeast Thailand products under the LUCE brand. With our consistent success in using our products, whether for projects like premium condominiums, hotels, office buildings, residences, and shops, we are confident that we are one of the leading companies



from modern to classic, suitable for both indoor and outdoor use. Our state-of-the-art manufacturing standards ensure the quality of our LED chips, using world-class brands such as Lumileds, Cree, and Bridgelux, ensuring international standards and quality. Our representative products include European imports such as Klewe,

SOUTHEAST THAILAND CO., LTD.



offering a complete range of lighting products, all types, styles, and services, including after-sales service, to meet our customers' needs. Furthermore, we offer lighting consultation services by lighting experts, and have lighting designers to provide design services, whether for interior, exterior, or decorative lighting.

With over 50 years of experience in distributing lamps and providing various electrical and lighting services, we have a loyal customer base.



SOUTHEASTTHAILANDOFFICIAL



SOUTHEAST\_THAILAND



WWW.SOUTHEASTTHAILAND.CO.TH



# MAP

## SOUTHEAST THAILAAND CO., LTD

390/6-7-8 Sukhumvit Rd.,  
Klongtoey, Klongtoey,  
Bangkok, 10110 Thailand

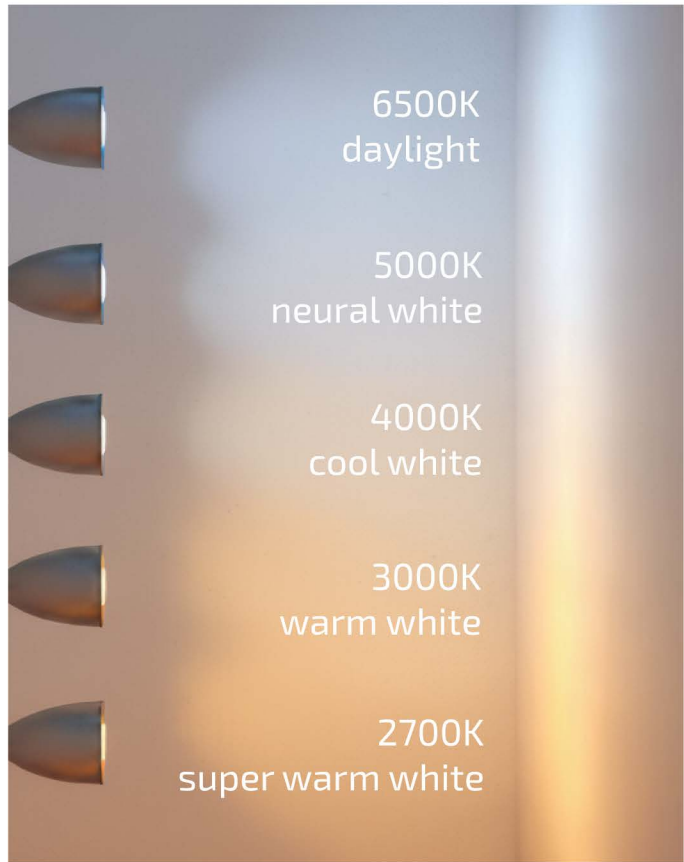


## INFORMATION

### Correlated Color Temperature (CCT)

Definition: the absolute temperature of a blackbody whose chromaticity most nearly resembles that of the light source. The correlated color temperature (CCT) is a specification of the color appearance of the light emitted by a lamp, relating its color to the color of light from a reference source when heated to a particular temperature, measured in degrees Kelvin (K). The CCT rating for a lamp is a general "warmth" or "coolness" measure of its appearance. However, opposite to the temperature scale, lamps with a CCT rating below 3200 K are usually considered "warm" sources, while those with a CCT above 4000 K are usually considered "cool" in appearance. The correlated color temperature (CCT) designation for a light source gives a good indication of the lamp's general appearance, but does not give information on its specific spectral power distribution. Therefore, two lamps may appear to be the same color, but their effects on object colors can be quite different, which could be further explained in color rendering index (CRI).

Reference: Lighting Research Centre (USA)



### Easy guide to Colour Rendering Index (CRI)

you're looking at lamps, bulbs or any form of lights, you'll often notice how many products have a 'CRI' number, known as a 'Colour Rendering Index'. But what is 'CRI' and how does its rating effect our decision to make a purchase? Let BeamLED whittle down the facts for you in 'Your Guide to CRI'.

#### What is CRI?

CRI (Colour Rendering Index) is the standard measurement of a sources ability to reveal the colours of objects in comparison to a natural light source. The highest possible CRI is 100. This is the same colouring rendering as natural daylight which is often given to incandescent /halogen bulbs. The colour of the light is known as Correlated Colour Temperature (CCT) and is measured in Kelvin (K). Warmer/yellow bulbs = 3500K , whilst cooler/bluer bulbs = 6500K.



# CONTENT

**01** BOLLARDS LIGHT

**02** FLOODLIGHT

**03** CEILING LIGHT

**04** WALLS LIGHT

**05** STEP LIGHT

**06** INGROUND

**07** ON GROUND

**08** UNDERWATER LIGHT

**09** LED STRIP LIGHT

**10** GARDEN LIGHT

**11** STREET LIGHT

**12** CLASSIC LAMP

**13** SOLAR LIGHT

**14** SOLAR LIGHT

LUC 



**BOLLARDS LIGHT**



# ARA MAXI

## BOLLARD LIGHT

**CREE**

CHIP LED

**15**

WATT

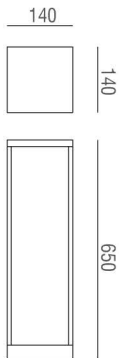
**IP65**

DIE-CAST  
ALUMINIUM  
MATERIAL

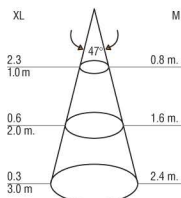
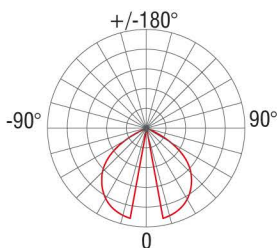
ANTHRACITE  
COLOR

**CE**

### DIMENSION (Unit mm.)




### PHOTOMETRIC DATA



### SPECIFICATION


<b>Model</b>	:	ARA MAXI
<b>Item No.</b>	:	H1743-650
<b>Light source</b>	:	LED Chip
<b>Power</b>	:	15W
<b>Lumen</b>	:	1500 lm
<b>Lumen/Watt</b>	:	100 lm/W
<b>CCT</b>	:	3000K
<b>CRI</b>	:	>80
<b>Beam Angle</b>	:	47°
<b>Material</b>	:	Die-cast Aluminium
<b>Color</b>	:	Anthracite
<b>Paint method</b>	:	Outdoor UV Spray Powder
<b>Optical cover</b>	:	Safety glass lens
<b>Adjustable</b>	:	-
<b>IP</b>	:	65
<b>Driver Type</b>	:	Driver on Board
<b>Input Voltage</b>	:	220-240V~ 50Hz
<b>Power factor</b>	:	>0.96
<b>Dimension (WxLxH)</b>	:	140x140x650 mm.

### ACCESSORY

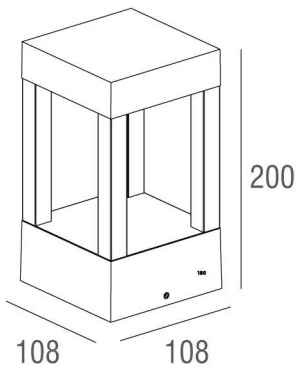


**+ Installation Manual**

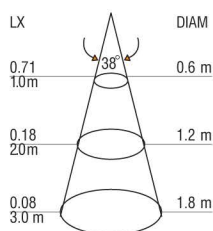
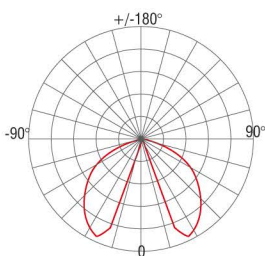
**UNIT PRICE : 6,500.-**



**DIMENSION (Unit mm.)**



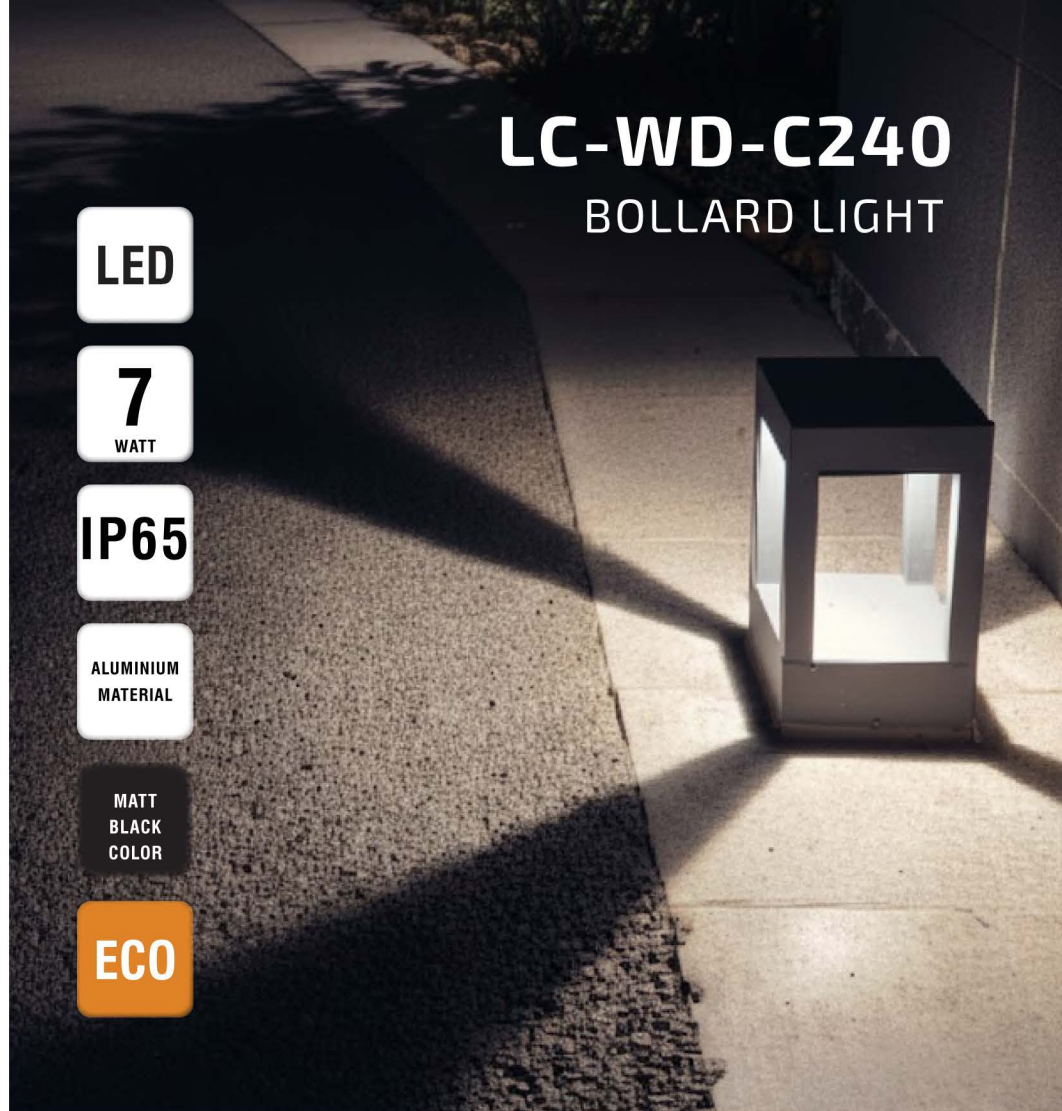
**PHOTOMETRIC DATA**



# LC-WD-C240

## BOLLARD LIGHT

- LED
- 7 WATT
- IP65
- ALUMINIUM MATERIAL
- MATT BLACK COLOR
- ECO



**SPECIFICATION**

<b>Model</b>	: LC-WD-C240
<b>Light source</b>	: LED Chip
<b>Power</b>	: 7W
<b>Lumen</b>	: 700 lm
<b>Lumen/Watt</b>	: 100 lm/W
<b>CCT</b>	: 3000K
<b>CRI</b>	: >80
<b>Beam Angle</b>	: 38°
<b>Material</b>	: Aluminium
<b>Color</b>	: Matt Black
<b>Paint method</b>	: Outdoor UV Spray Powder
<b>Optical cover</b>	: Tempered glass
<b>Adjustable</b>	: -
<b>IP</b>	: 65
<b>Driver Type</b>	: Built-in Driver
<b>Input Voltage</b>	: 200-240V~ 50Hz
<b>Power factor</b>	: >0.96 Hex Wrench
<b>Dimension (WxLxH)</b>	: 108x108x200 mm.

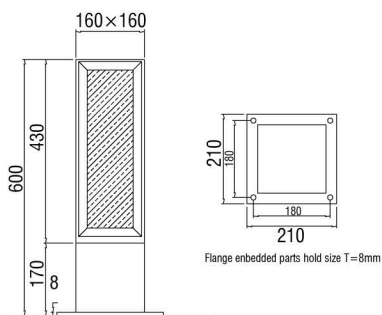
**ACCESSORY**



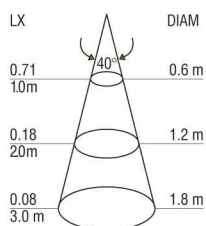
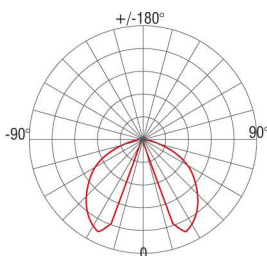
**UNIT PRICE : 2,200.-**



**DIMENSION (Unit mm.)**



**PHOTOMETRIC DATA**



# LC-WD-C1098

## BOLLARD LIGHT

**CREE**  
CHIP LED

**7**  
WATT

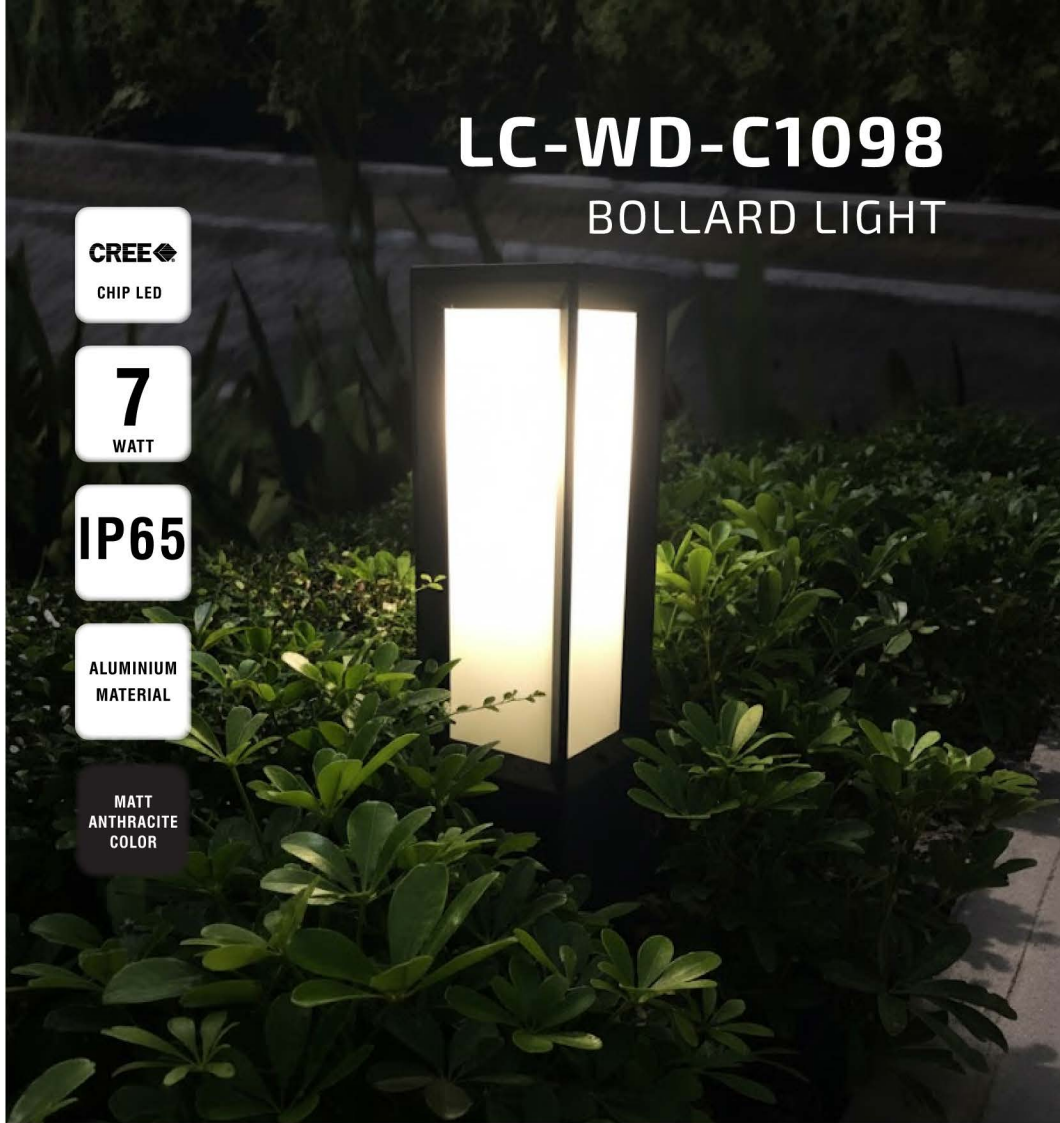
**IP65**

**ALUMINIUM**  
MATERIAL

**MATT**  
ANTHRACITE  
COLOR

**SPECIFICATION**

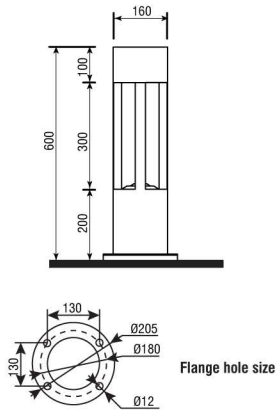
<b>Model</b>	: LC-WD-C1098
<b>Light source</b>	: LED Chip
<b>Power</b>	: 7W
<b>Lumen</b>	: 700 lm
<b>Lumen/Watt</b>	: 100 lm/W
<b>CCT</b>	: 3000K
<b>CRI</b>	: >80
<b>Beam Angle</b>	: 40°
<b>Material</b>	: Aluminum + white Oil Tempered Glass
<b>Color</b>	: Matt Anthracite (V322401S)
<b>Paint method</b>	: Outdoor UV Spray Powder
<b>Diffuser</b>	: Tempered glass
<b>Adjustable</b>	: -
<b>IP</b>	: 65
<b>Driver Type</b>	: Built-in Driver
<b>Input Voltage</b>	: 200-240V~ 50Hz
<b>Power factor</b>	: >0.96
<b>Dimension (WxLxH)</b>	: 160x160x600 mm.



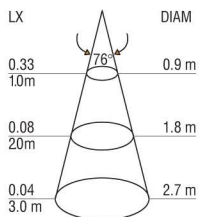
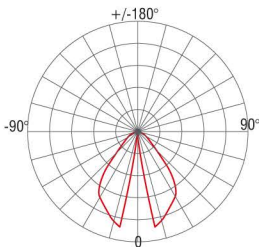
**UNIT PRICE : 8,500.-**



### DIMENSION (Unit mm.)



### PHOTOMETRIC DATA



# LC-WD-C411A BOLLARD LIGHT

**CREE**  
CHIP LED

**7**  
WATT

**IP65**

ALUMINIUM  
MATERIAL

MATT  
ANTHRACITE  
COLOR

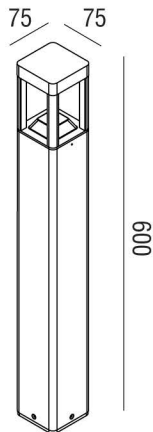
### SPECIFICATION

<b>Model</b>	:	LC-WD-C411A
<b>Light source</b>	:	LED Chip
<b>Power</b>	:	7W
<b>Lumen</b>	:	700 lm
<b>Lumen/Watt</b>	:	100 lm/W
<b>CCT</b>	:	3000K
<b>CRI</b>	:	>80
<b>Beam Angle</b>	:	76°
<b>Material</b>	:	Aluminum
<b>Color</b>	:	Matt Anthracite (V322401S)
<b>Paint method</b>	:	Outdoor UV Spray Powder
<b>Optical cover</b>	:	Polycarbonate
<b>Adjustable</b>	:	-
<b>IP</b>	:	65
<b>Driver Type</b>	:	Built-in Driver
<b>Input Voltage</b>	:	200-240V~ 50Hz
<b>Power factor</b>	:	>0.96
<b>Dimension (ØxH)</b>	:	Ø160x600 mm.

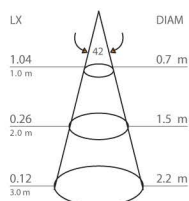
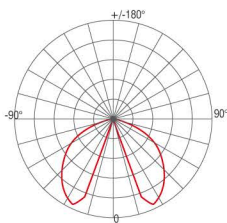
**UNIT PRICE : 6,000.-**



**DIMENSION (Unit mm.)**



**PHOTOMETRIC DATA**



**CREE**  
CHIP LED

**7**  
WATT

**IP65**

DIE-CAST  
ALUMINIUM  
MATERIAL

ANTHRACITE  
COLOR

**CE**

# TRANSIT

## BOLLARD LIGHT



**SPECIFICATION**

<b>Model</b>	:	TRANSIT
<b>Item No.</b>	:	1530103
<b>Light source</b>	:	LED Chip
<b>Power</b>	:	7W
<b>Lumen</b>	:	700 lm
<b>Lumen/Watt</b>	:	100 lm/W
<b>CCT</b>	:	3000K
<b>CRI</b>	:	>80
<b>Beam Angle</b>	:	42°
<b>Material</b>	:	Die-cast Aluminium
<b>Color</b>	:	Anthracite
<b>Paint method</b>	:	Outdoor UV Spray Powder
<b>Optical cover</b>	:	Safety glass lens
<b>Adjustable</b>	:	-
<b>IP</b>	:	65
<b>Driver Type</b>	:	Built-in Driver
<b>Input Voltage</b>	:	200-240V~ 50Hz
<b>Power factor</b>	:	>0.96
<b>Dimension (WxLxH)</b>	:	75x75x600 mm.

**ACCESSORY**

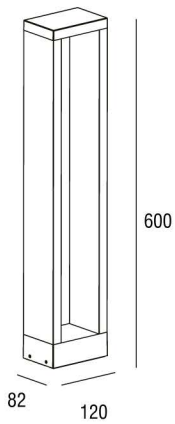


**+ Installation Manual**

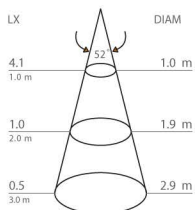
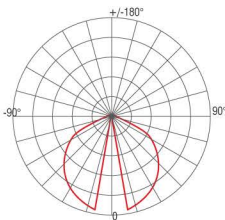
**UNIT PRICE : 6,600.-**



### DIMENSION (Unit mm.)



### PHOTOMETRIC DATA



# PILUM BOLLARD LIGHT

**CREE**

CHIP LED

**10**  
WATT

**IP65**

DIE-CAST  
ALUMINIUM  
MATERIAL

ANTHRACITE  
COLOR

**CE**

### SPECIFICATION

<b>Model</b>	:	PILUM
<b>Item No.</b>	:	2120103
<b>Light source</b>	:	LED Chip
<b>Power</b>	:	10W
<b>Lumen</b>	:	1000 lm
<b>Lumen/Watt</b>	:	100 lm/W
<b>CCT</b>	:	3000K
<b>CRI</b>	:	> 80
<b>Beam Angle</b>	:	52°
<b>Material</b>	:	Die-cast Aluminium
<b>Color</b>	:	Anthracite
<b>Paint method</b>	:	Outdoor UV Spray Powder
<b>Optical cover</b>	:	Safety glass lens
<b>Adjustable</b>	:	-
<b>IP</b>	:	65
<b>Driver Type</b>	:	Driver On Board
<b>Input Voltage</b>	:	220-240V~ 50Hz
<b>Power factor</b>	:	>0.96
<b>Dimension (WxLxH)</b>	:	82 x 120 x 600 mm.

### ACCESSORY



J Bolts



Stainless Steel  
Cable Gland



Hex Wrench



Plate



Washer



Acorn Nuts

**+ Installation Manual**

**UNIT PRICE : 6,000.-**

# LC-WD-C1099

## BOLLARD LIGHT



**CREE** 

CHIP LED

**7**

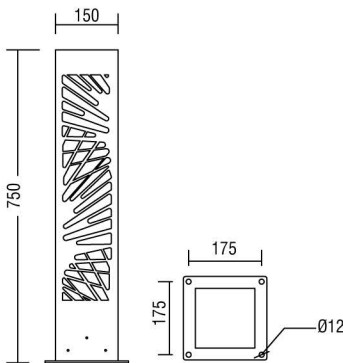
WATT

**IP65**

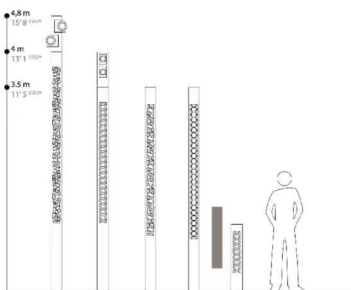
ALUMINIUM  
MATERIAL

ANTHRACITE  
COLOR

### DIMENSION (Unit mm.)



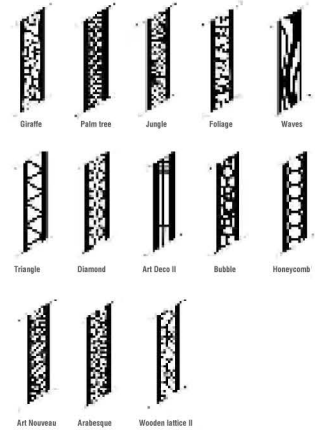
### OPTIONS TYPE



### SPECIFICATION

Model	: LC-WD-C1099
Light source	: LED Chip
Power	: 7W
Lumen	: 700 lm
Lumen/Watt	: 100 lm/W
CCT	: 3000K
CRI	: >80
Beam Angle	: N/A
Material	: Aluminum
Color	: Matt Anthracite (V322401S)
Paint method	: Outdoor UV Spray Powder
Adjustable	: -
IP	: 65
Driver Type	: Built-in Driver
Input Voltage	: 220-240V~ 50Hz
Power factor	: >0.96
Dimension (WxLxH)	: 150x150x750 mm.

### OPTIONS GEOMETRIC



**UNIT PRICE : 7,500.-**

# PLIE BOLLARD LIGHT



**CREE**

CHIP LED

**6 × 2**

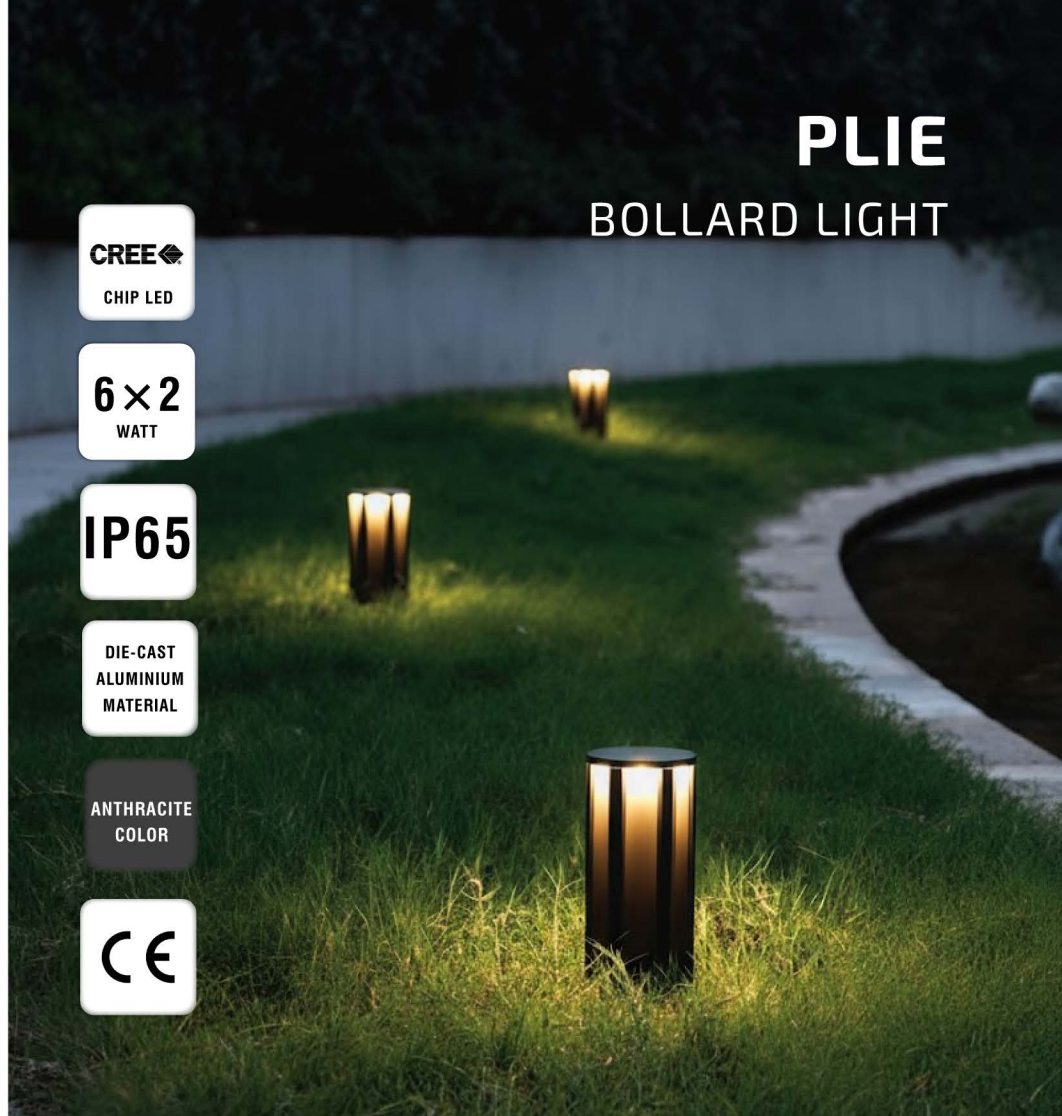
WATT

**IP65**

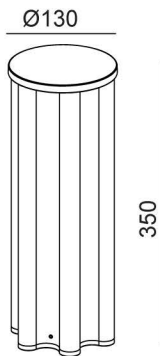
DIE-CAST  
ALUMINIUM  
MATERIAL

ANTHRACITE  
COLOR

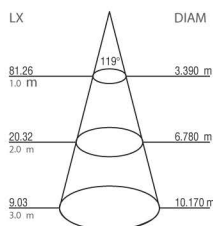
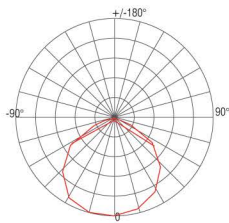
CE



## DIMENSION (Unit mm.)



## PHOTOMETRIC DATA



## SPECIFICATION

<b>Model</b>	:	PLIE
<b>Item No.</b>	:	1550103
<b>Light source</b>	:	LED Chip
<b>Power</b>	:	6×2W
<b>Lumen</b>	:	720 lm
<b>Lumen/Watt</b>	:	60 lm/W
<b>CCT</b>	:	3000K
<b>CRI</b>	:	>80
<b>Beam Angle</b>	:	119°
<b>Material</b>	:	Die-cast Aluminium
<b>Color</b>	:	Anthracite
<b>Paint method</b>	:	Outdoor UV Spray Powder
<b>Optical cover</b>	:	Safety glass lens
<b>Adjustable</b>	:	-
<b>IP</b>	:	65
<b>Driver Type</b>	:	Built-in Driver
<b>Input Voltage</b>	:	220-240V ~ 50Hz
<b>Power factor</b>	:	>0.96
<b>Dimension (WxLxH)</b>	:	Ø130×350mm.

## ACCESSORY



Hex Wrench



Plastic Plug



Screw



Rubber Stopper

**+ Installation Manual**

**UNIT PRICE : 4,500.-**



# LC-WD-C758B

## BOLLARD LIGHT

**CREE**

CHIP LED

**10**

WATT

**IP65**

DIE-CAST  
ALUMINIUM  
MATERIAL

ANTHRACITE  
COLOR

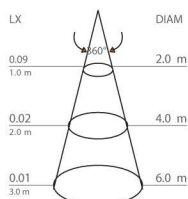
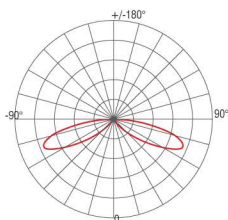
**CE**



### DIMENSION (Unit mm.)



### PHOTOMETRIC DATA



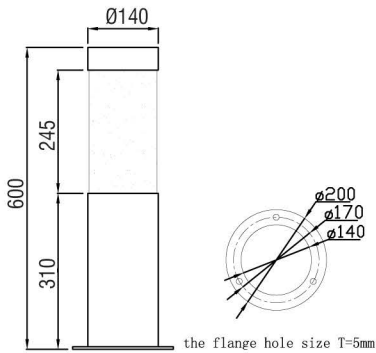
### SPECIFICATION

<b>Model</b>	:	LC-WD-C758B
<b>Light source</b>	:	LED Chip
<b>Power</b>	:	10W
<b>Lumen</b>	:	1000 lm
<b>Lumen/Watt</b>	:	100 lm/W
<b>CCT</b>	:	3000K
<b>CRI</b>	:	>80
<b>Beam Angle</b>	:	360°
<b>Material</b>	:	Die-cast Aluminium
<b>Color</b>	:	Anthracite
<b>Paint method</b>	:	Outdoor UV Spray Powder
<b>Optical cover</b>	:	Safety glass lens
<b>Adjustable</b>	:	-
<b>IP</b>	:	65
<b>Driver Type</b>	:	Built-in Driver
<b>Input Voltage</b>	:	220-240V~ 50Hz
<b>Power factor</b>	:	>0.96
<b>Dimension (ØxH)</b>	:	Ø141 x H960mm.

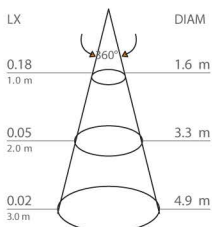
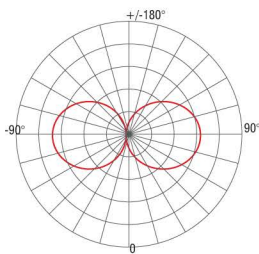
**UNIT PRICE : 5,800.-**



### DIMENSION (Unit mm.)



### PHOTOMETRIC DATA



# LC-WD-C124F

## BOLLARD LIGHT

**CREE**

CHIP LED

**7**

WATT

**IP65**

DIE-CAST  
ALUMINIUM  
MATERIAL

ANTHRACITE  
COLOR

### SPECIFICATION

<b>Model</b>	:	LC-WD-C124F
<b>Light source</b>	:	LED Chip
<b>Power</b>	:	7W
<b>Lumen</b>	:	700 lm
<b>Lumen/Watt</b>	:	100 lm/W
<b>CCT</b>	:	3000K
<b>CRI</b>	:	>80
<b>Beam Angle</b>	:	360°
<b>Material</b>	:	Aluminum
<b>Color</b>	:	Matt Anthracite (V322401S)
<b>Paint method</b>	:	Outdoor UV Spray Powder
<b>Diffuser</b>	:	PMMA frosty acrylic
<b>Adjustable</b>	:	-
<b>IP</b>	:	65
<b>Driver Type</b>	:	Built-in Driver
<b>Input Voltage</b>	:	200-240V~ 50Hz
<b>Power factor</b>	:	>0.96
<b>Dimension (ØxH)</b>	:	Ø140x600 mm.

**UNIT PRICE : 7,000.-**

# LC-WD-C474

## BOLLARD LIGHT



**CREE**  
CHIP LED

**12**  
WATT

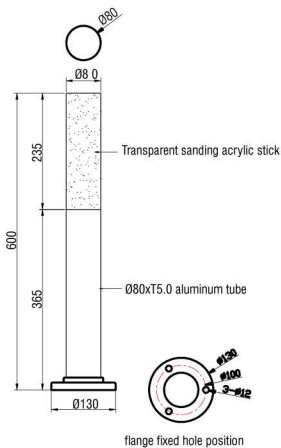
**IP65**

DIE-CAST  
ALUMINIUM  
MATERIAL

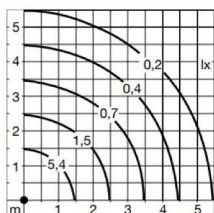
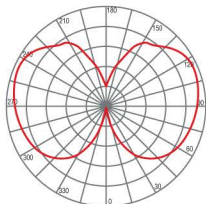
ANTHRACITE  
COLOR

**CE**

### DIMENSION (Unit mm.)



### PHOTOMETRIC DATA



### SPECIFICATION

<b>Model</b>	: LC-WD-C474
<b>Light source</b>	: Cree LED
<b>Power</b>	: 12W
<b>Lumen</b>	: 1200 lm
<b>Lumen/Watt</b>	: 100 lm/W
<b>CCT</b>	: 3000K
<b>CRI</b>	: >80
<b>Beam Angle</b>	: 360°
<b>Material</b>	: Aluminum Thickness 3.0 mm. nuts 304 stainless steel.
<b>Color</b>	: Matt Anthracite (V322401S)
<b>Paint method</b>	: Outdoor UV Spray Powder
<b>Diffuser</b>	: Sanding acrylic stick
<b>Adjustable</b>	: -
<b>IP</b>	: 65
<b>Driver Type</b>	: Built-in Driver
<b>Input Voltage</b>	: 200-240V~50Hz
<b>Power factor</b>	: >0.96
<b>Dimension (ØxH)</b>	: Ø80×H600 mm.

**UNIT PRICE : x,xxx.-**



# LC-YL-LIMB-2043

## BOLLARD LIGHT

**CREE**

CHIP LED

**12**

WATT

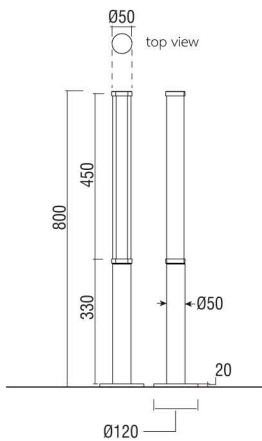
**IP65**

DIE-CAST  
ALUMINIUM  
MATERIAL

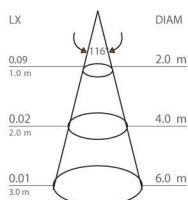
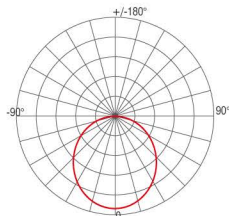
Anthracite  
Grey  
RAL 7016



### DIMENSION (Unit mm.)



### PHOTOMETRIC DATA



### SPECIFICATION

<b>Model</b>	: LC-YL-LIMB-2043
<b>Light source</b>	: LED Chip
<b>Power</b>	: 12W
<b>Lumen</b>	: 1200 lm
<b>Lumen/Watt</b>	: 100 lm/W
<b>CCT</b>	: 3000K
<b>CRI</b>	: >80
<b>Beam Angle</b>	: 116°
<b>Material</b>	: Die-cast Aluminium
<b>Color</b>	: Anthracite Grey RAL 7016
<b>Paint method</b>	: Outdoor UV Spray Powder
<b>Diffuser</b>	: Opal PC Lens
<b>Adjustable</b>	: -
<b>IP</b>	: 65
<b>Driver Type</b>	: Built-in Driver
<b>Input Voltage</b>	: 200-240V~ 50Hz
<b>Power factor</b>	: >0.96
<b>Dimension (ØxH)</b>	: Body Ø50×H780 mm. Base Ø120 ×H20 mm.

### ACCESSORY

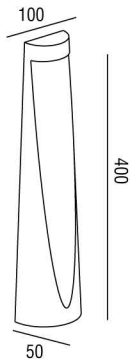


Hex Wrench

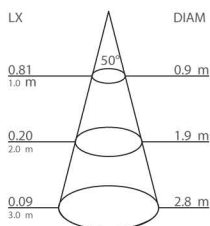
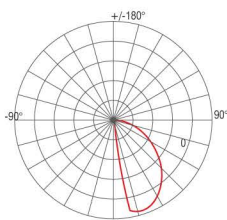
**UNIT PRICE : 6,500.-**



**DIMENSION (Unit mm.)**



**PHOTOMETRIC DATA**



**ELFO**  
**BOLLARD LIGHT**

**CREE**

CHIP LED

**7**

WATT

**IP65**

DIE-CAST  
ALUMINIUM  
MATERIAL

ANTHRACITE  
COLOR

**CE**

**SPECIFICATION**

<b>Model</b>	:	ELFO
<b>Item No.</b>	:	5853COB-400
<b>Light source</b>	:	LED Chip
<b>Power</b>	:	7W
<b>Lumen</b>	:	700 lm
<b>Lumen/Watt</b>	:	100 lm/W
<b>CCT</b>	:	3000K
<b>CRI</b>	:	>80
<b>Beam Angle</b>	:	50°
<b>Material</b>	:	Die-cast Aluminium
<b>Color</b>	:	Anthracite
<b>Paint method</b>	:	Outdoor UV Spray Powder
<b>Optical cover</b>	:	Safety glass lens
<b>Adjustable</b>	:	-
<b>IP</b>	:	65
<b>Driver Type</b>	:	Driver On Board
<b>Input Voltage</b>	:	220-240V~ 50Hz
<b>Power factor</b>	:	>0.96
<b>Dimension (WxLxH)</b>	:	100x50x400 mm.

**ACCESSORY**



J Bolts



Stainless Steel  
Cable Gland



Hex Wrench



Plate



Washer



Acorn Nuts

**+ Installation Manual**

**UNIT PRICE : 5,000.-**



bridgelux  
CHIP LED

12  
WATT

IP65

ALUMINIUM  
MATERIAL

MATT  
BLACK  
COLOR

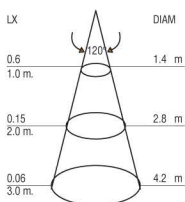
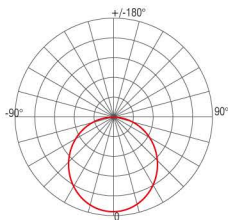
# LC-WD-HH3207

## BOLLARD LIGHT

### DIMENSION (Unit mm.)



### PHOTOMETRIC DATA



### SPECIFICATION

<b>Model</b>	: LC-WD-HH3207
<b>Light source</b>	: LED Bridgelux
<b>Power</b>	: 12W
<b>Lumen</b>	: 1260 lm
<b>Lumen/Watt</b>	: 105 lm/W
<b>CCT</b>	: 4000K
<b>CRI</b>	: >80
<b>Beam Angle</b>	: 120°
<b>Material</b>	: Aluminum
<b>Color</b>	: Matt Black
<b>Paint method</b>	: Outdoor UV Spray Powder
<b>Optical cover</b>	: Safety glass lens
<b>Adjustable</b>	: No
<b>IP</b>	: 65
<b>Driver Type</b>	: Built-in Driver
<b>Input Voltage</b>	: 200-240V~50Hz
<b>Power factor</b>	: >0.96
<b>Dimension (ØxH)</b>	: Ø108×H600 mm.

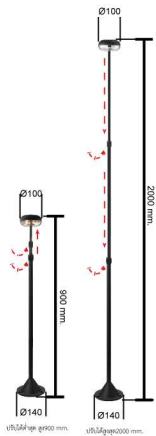


UNIT PRICE : x,xxx.-

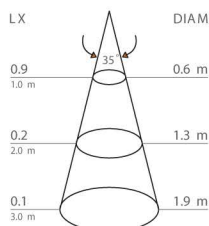
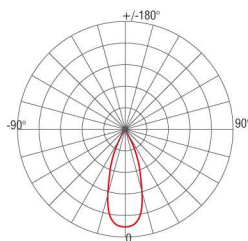
# FLUX BOLLARD LIGHT



**DIMENSION (Unit mm.)**



## PHOTOMETRIC DATA



**CREE**

CHIP LED

**6**

WATT

**IP65**

DIE-CAST  
ALUMINIUM  
MATERIAL

ANTHRACITE  
COLOR

**CE**

## SPECIFICATION

<b>Model</b>	:	FLUX
<b>Item No.</b>	:	1510103-LED
<b>Light source</b>	:	LED Chip
<b>Power</b>	:	6W
<b>Lumen</b>	:	600 lm
<b>Lumen/Watt</b>	:	100 lm/W
<b>CCT</b>	:	3000K
<b>CRI</b>	:	>80
<b>Beam Angle</b>	:	35°
<b>Material</b>	:	Die-cast Aluminium
<b>Color</b>	:	Anthracite
<b>Paint method</b>	:	Outdoor UV Spray Powder
<b>Diffuser</b>	:	Clear pc
<b>Adjustable</b>	:	-
<b>IP</b>	:	65
<b>Driver Type</b>	:	External Driver
<b>Input Voltage</b>	:	220-240V~ 50Hz
<b>Power factor</b>	:	>0.96
<b>Dimension (ØxH)</b>	:	Ø100x900~2000 mm.

## ACCESSORY



Washers



Nuts



Acorn Nuts



Nuts



J Bolts

**+ Installation Manual**

**UNIT PRICE : 6,600.-**

**NEW  
PRODUCT**



# LC-WD-C-HH3044

## BOLLARD LIGHT

LED  
CHIP

10  
WATT

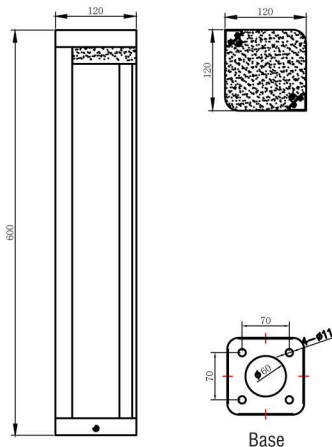
IP65

ALUMINUM  
ALLOY  
MATERIAL

VANKE  
GREY  
COLOR



### DIMENSION (Unit mm.)



### ACCESSORY



Hex Wrench

### SPECIFICATION

Model	:	LC-WD-C-HH3044
Light source	:	LED Chip
Power	:	10W
Lumen	:	1000 lm
Lumen/Watt	:	100 lm/W
CCT	:	3000K
CRI	:	>80
Beam Angle	:	Symmetrical
Material	:	Aluminium Alloy
Color	:	Vanke Grey
Paint method	:	Outdoor UV Spray Powder
Diffuser	:	-
Adjustable	:	No
IP	:	65
Driver Type	:	Built-in Driver
Input Voltage	:	220-240V~ 50Hz
Power factor	:	>0.96
Dimension (W×L×H)	:	120 × 120 × 600 mm.

**UNIT PRICE : 4,000.-**

**NEW  
PRODUCT**



# LC-WD-C-HH3045

## BOLLARD LIGHT

LED  
CHIP

10  
WATT

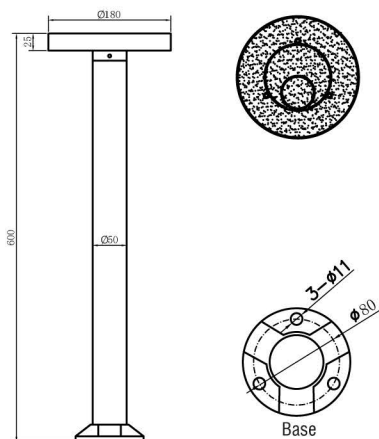
IP65

ALUMINUM  
ALLOY  
MATERIAL

VANKE  
GREY  
COLOR



### DIMENSION (Unit mm.)



### ACCESSORY



Hex Wrench

### SPECIFICATION

Model	: LC-WD-C-HH3045
Light source	: LED Chip
Power	: 10W
Lumen	: 1000 lm
Lumen/Watt	: 100 lm/W
CCT	: 3000K
CRI	: >80
Beam Angle	: Symmetrical
Material	: Aluminium Alloy
Color	: Vanke Grey
Paint method	: Outdoor UV Spray Powder
Diffuser	: -
Adjustable	: No
IP	: 65
Driver Type	: Built-in Driver
Input Voltage	: 220-240V~ 50Hz
Power factor	: >0.96
Dimension (Ø×H)	: Ø180×600 mm.

**UNIT PRICE : 4,500.-**

**NEW  
PRODUCT**



# LC-WD-C-HH3090

## BOLLARD LIGHT

LED  
CHIP

10  
WATT

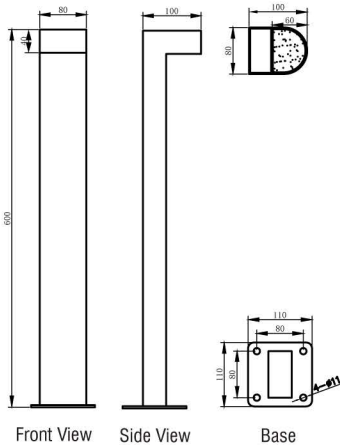
IP65

ALUMINUM  
ALLOY  
MATERIAL

VANKE  
GREY  
COLOR



### DIMENSION (Unit mm.)



### ACCESSORY



Hex Wrench

### SPECIFICATION

Model	: LC-WD-C-HH3090
Light source	: LED Chip
Power	: 10W
Lumen	: 1000 lm
Lumen/Watt	: 100 lm/W
CCT	: 3000K
CRI	: > 80
Beam Angle	: Symmetrical
Material	: Aluminium Alloy
Color	: Vanke Grey
Paint method	: Outdoor UV Spray Powder
Diffuser	: -
Adjustable	: No
IP	: 65
Driver Type	: Built-in Driver
Input Voltage	: 220-240V~ 50Hz
Power factor	: >0.96
Dimension (W×L×H)	: 100 × 80 × 600 mm.

**UNIT PRICE : 4,500.-**

**NEW  
PRODUCT**

# LC-WD-C-HH3101

## BOLLARD LIGHT



LED  
CHIP

10  
WATT

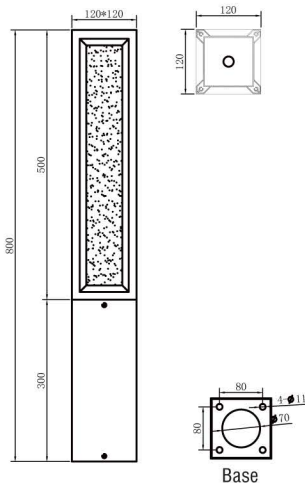
IP65

ALUMINUM  
ALLOY  
MATERIAL

VANKE  
GREY  
COLOR



### DIMENSION (Unit mm.)



### ACCESSORY



Hex Wrench

### SPECIFICATION

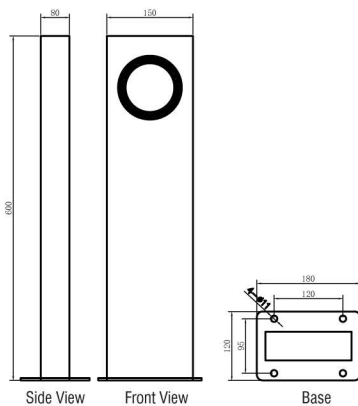
Model	:	LC-WD-C-HH3101
Light source	:	LED Chip
Power	:	10W
Lumen	:	1000 lm
Lumen/Watt	:	100 lm/W
CCT	:	3000K
CRI	:	>80
Beam Angle	:	Symmetrical
Material	:	Aluminium Alloy
Color	:	Vanke Grey
Paint method	:	Outdoor UV Spray Powder
Diffuser	:	PMMA
Adjustable	:	No
IP	:	54
Driver Type	:	Built-in Driver
Input Voltage	:	220-240V~ 50Hz
Power factor	:	>0.96
Dimension (W×L×H)	:	120 × 120 × 800 mm.

**UNIT PRICE : 7,500.-**

**NEW  
PRODUCT**



**DIMENSION (Unit mm.)**



**ACCESSORY**



Hex Wrench

# LC-WD-C-HH3196

## BOLLARD LIGHT

**LED  
CHIP**

**10  
WATT**

**IP65**

**ALUMINUM  
ALLOY  
MATERIAL**

**VANKE  
GREY  
COLOR**

**SPECIFICATION**

<b>Model</b>	:	LC-WD-C-HH3196
<b>Light source</b>	:	LED Chip
<b>Power</b>	:	10W
<b>Lumen</b>	:	1000 lm
<b>Lumen/Watt</b>	:	100 lm/W
<b>CCT</b>	:	3000K
<b>CRI</b>	:	>80
<b>Beam Angle</b>	:	Symmetrical
<b>Material</b>	:	Aluminium Alloy
<b>Color</b>	:	Vanke Grey
<b>Paint method</b>	:	Outdoor UV Spray Powder
<b>Diffuser</b>	:	PMMA
<b>Adjustable</b>	:	No
<b>IP</b>	:	54
<b>Driver Type</b>	:	Built-in Driver
<b>Input Voltage</b>	:	220-240V~ 50Hz
<b>Power factor</b>	:	>0.96
<b>Dimension (W×L×H)</b>	:	150 × 80 × 600 mm.

**UNIT PRICE : 6,000.-**

**NEW  
PRODUCT**



# LC-YB-SOP0075-02B-010

## BOLLARD LIGHT

LED  
CHIP

10  
WATT

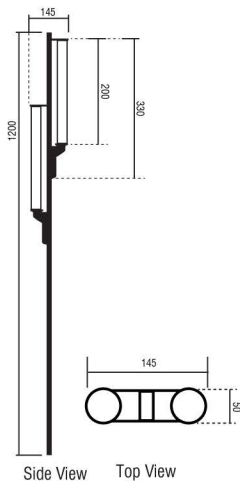
IP65

ALUMINIUM  
+ GLASS  
MATERIAL

BLACK  
COLOR



### DIMENSION (Unit mm.)



### ACCESSORY



IPV-24-35W

+ Installation Manual

### SPECIFICATION

<b>Model</b>	: LC-YB-SOP0075-02B-010
<b>Light source</b>	: LED
<b>Power</b>	: 10W
<b>Lumen</b>	: 1000 lm
<b>Lumen/Watt</b>	: 100 lm/W
<b>CCT</b>	: 3000K
<b>CRI</b>	: 90
<b>Beam Angle</b>	: 180°
<b>Material</b>	: Aluminium Polycarbonate, glass
<b>Color</b>	: Black
<b>Paint method</b>	: Outdoor UV Spray Powder
<b>Diffuser</b>	: Glass
<b>Adjustable</b>	: Fixed
<b>IP</b>	: 65
<b>Driver Type</b>	: Remote Driver
<b>Input Voltage</b>	: 24Vdc
<b>Dimension (WxLxH)</b>	: 50×145×1200 mm.

**UNIT PRICE : 8,500.-**

**NEW  
PRODUCT**



# LC- YB-SOP0075-02C-005

## BOLLARD LIGHT

LED  
CHIP

5  
WATT

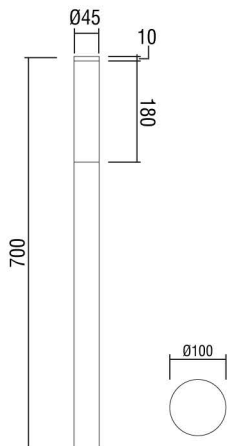
IP65

ALUMINIUM  
+ GLASS  
MATERIAL

GRAY  
COLOR



### DIMENSION (Unit mm.)



### ACCESSORY



IPV-24-35W

+ Installation Manual

### SPECIFICATION

<b>Model</b>	: LC-YB-SOP0075-02C-005
<b>Light source</b>	: LED
<b>Power</b>	: 5W
<b>Lumen</b>	: 500 lm
<b>Lumen/Watt</b>	: 100 lm/W
<b>CCT</b>	: 3000K
<b>CRI</b>	: 90
<b>Beam Angle</b>	: 180°
<b>Material</b>	: Aluminum + Glass
<b>Color</b>	: Gray
<b>Paint method</b>	: Outdoor UV Spray Powder
<b>Diffuser</b>	: Glass
<b>Adjustable</b>	: Fixed
<b>IP</b>	: 65
<b>Driver Type</b>	: Remote Driver
<b>Input Voltage</b>	: 24Vdc
<b>Dimension (ØxH)</b>	: Ø45×H700 mm.

**UNIT PRICE : 6,500.-**

**NEW  
PRODUCT**



# LC-YB-SOP0076-02A-003

BOLLARD LIGHT

LED  
CHIP

5  
WATT

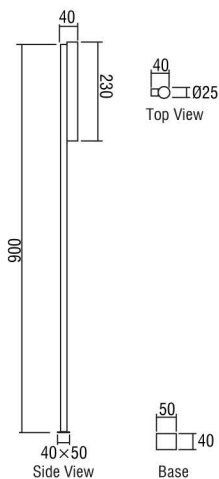
IP65

ALUMINIUM  
MATERIAL

BLACK  
AND GOLD  
COLORS



## DIMENSION (Unit mm.)



## ACCESSORY



IPV-24-35W

+ Installation Manual

## SPECIFICATION

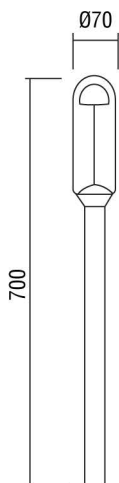
Model	: LC-YB-SOP0076-02A-003
Light source	: LED
Power	: 5W
Lumen	: 500 lm
Lumen/Watt	: 100 lm/W
CCT	: 3000K
CRI	: 90
Beam Angle	: 180°
Material	: Aluminum
Color	: Black and gold
Paint method	: Outdoor UV Spray Powder
Optical cover	: Safety Glass lens
Adjustable	: Fixed
IP	: 65
Driver Type	: Remote Driver
Input Voltage	: 24Vdc
Dimension (ØxLxH)	: Ø25×40×900 mm.

**UNIT PRICE : 7,000.-**

**NEW  
PRODUCT**



**DIMENSION (Unit mm.)**



**ACCESSORY**



IPV-24-35W

**+ Installation Manual**

# LC-YB-SOP0082-01B-005

## BOLLARD LIGHT

**LED  
CHIP**

**5  
WATT**

**IP65**

**ALUMINIUM  
+ GLASS  
MATERIAL**

**MATT  
NICKEL  
COLOR**

**MATT  
SILVER  
COLOR**

### SPECIFICATION

<b>Model</b>	: LC-YB-SOP0075-02B-010
<b>Light source</b>	: LED
<b>Power</b>	: 5W
<b>Lumen</b>	: 500 lm
<b>Lumen/Watt</b>	: 100 lm/W
<b>CCT</b>	: 3000K
<b>CRI</b>	: 90
<b>Beam Angle</b>	: Floodlight
<b>Material</b>	: Aluminum + Glass
<b>Color</b>	: Matt Nickel + Matt Silver
<b>Paint method</b>	: Outdoor UV Spray Powder
<b>Diffuser</b>	: Glass
<b>Adjustable</b>	: Fixed
<b>IP</b>	: 65
<b>Driver Type</b>	: Remote Driver
<b>Input Voltage</b>	: 24Vdc
<b>Dimension (ØxH)</b>	: Ø70×700 mm.

**UNIT PRICE : 6,500.-**

**NEW  
PRODUCT**



# LC-WD-ONK-BY-02

## BOLLARD LIGHT

LED  
CHIP

12  
WATT

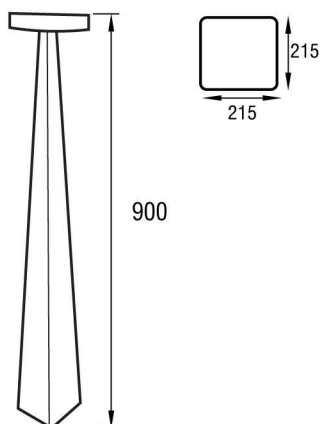
IP65

ALUMINIUM  
MATERIAL

WHITE  
COLOR



### DIMENSION (Unit mm.)



### ACCESSORY



Hex Wrench

### SPECIFICATION

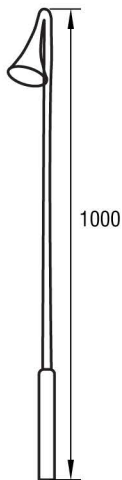
Model	: LC-WD-ONK-BY-02
Light source	: LED
Power	: 12W
Lumen	: 1200 lm
Lumen/Watt	: 100 lm/W
CCT	: 3000K
CRI	: $\geq 80$
Beam Angle	: Symmetrical medium
Material	: Aluminium
Color	: White
Paint method	: -
Diffuser	: Frosted PMMA
Adjustable	: No
IP	: 65
Driver Type	: Remote Driver
Input Voltage	: 24VDC
Power Factor	: 0.96
Dimension (DxH)	: 215x900 mm.

**UNIT PRICE : xxxx.-**

**NEW  
PRODUCT**



**DIMENSION (Unit mm.)**



# LC-WD-C688

## BOLLARD LIGHT

LED  
CHIP

9  
WATT

IP65

ALUMINIUM  
MATERIAL

BLACK  
AND GOLD  
COLORS



### SPECIFICATION

<b>Model</b>	: LC-WD-C688
<b>Light source</b>	: LED
<b>Power</b>	: 9W
<b>Lumen</b>	: 900 lm
<b>Lumen/Watt</b>	: 100 lm/W
<b>CCT</b>	: 2200K
<b>CRI</b>	: 90
<b>Beam Angle</b>	: Symmetrical medium
<b>Material</b>	: Aluminum/ Stainless304
<b>Color</b>	: RAL7032 COLOR
<b>Paint method</b>	: -
<b>Diffuser</b>	: Polycarbonate
<b>Adjustable</b>	: No
<b>IP</b>	: 65
<b>Driver Type</b>	: Built-in Driver
<b>Input Voltage</b>	: AC220-50Hz
<b>Power Factor</b>	: 0.96
<b>Dimension (H)</b>	: 1000 mm.

**UNIT PRICE : xxxx.-**

**NEW  
PRODUCT**



LUMILEDS  
LED

**9.4**  
WATT

**IP65**

DIE-CAST  
ALUMINIUM  
MATERIAL

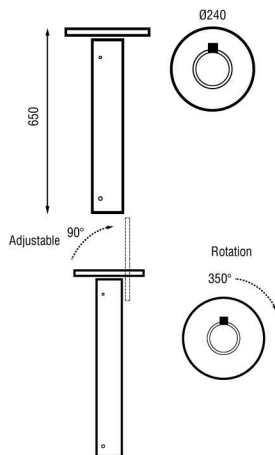
ANTHRACITE  
COLOR

# LC-H3483-650

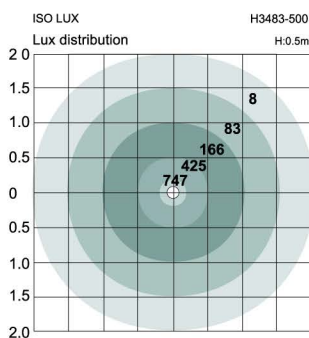
## BOLLARD LIGHT



### DIMENSION (Unit mm.)




### PHOTOMETRIC DATA



### SPECIFICATION

<b>Model</b>	: LC-H3483-650
<b>Light source</b>	: LED
<b>Power</b>	: 9.4W
<b>Lumen</b>	: 650 lm
<b>Lumen/Watt</b>	: 69 lm/W
<b>CCT</b>	: 3000K
<b>CRI</b>	: ≥ 80
<b>Beam Angle</b>	: 108°
<b>Material</b>	: Die-cast Aluminium
<b>Color</b>	: Anthracite
<b>Paint method</b>	: Powder coating Polyester
<b>Diffuser</b>	: Frost polycarbonate
<b>Adjustable</b>	: Yes
<b>IP</b>	: 65
<b>Driver Type</b>	: Built-in Driver
<b>Input Voltage</b>	: 220-240Vac~50Hz
<b>Power Factor</b>	: 0.96
<b>Dimension (ØxH)</b>	: 240x650 mm.

### ACCESSORY



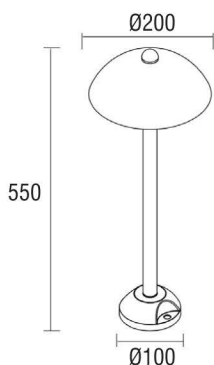
**+ Installation Manual**

**UNIT PRICE : xxxx.-**

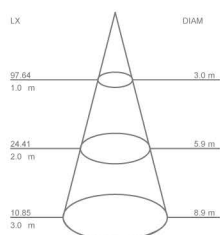
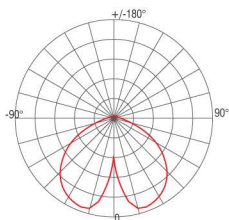
**NEW  
PRODUCT**



#### DIMENSION (Unit mm.)



#### PHOTOMETRIC DATA



# LC-WD-MB23-0203

## BOLLARD LIGHT

LED  
CHIP

7  
WATT

IP65

ALUMINIUM  
MATERIAL

BLACK  
COLOR

#### SPECIFICATION

Model	: LC-WD-MB23-0203
Light source	: LED
Power	: 7W
Lumen	: 700 lm
Lumen/Watt	: 100 lm/W
CCT	: 3000K
CRI	: >80
Beam Angle	: Symmetrical
Material	: Aluminium
Color	: Black
Paint method	: Outdoor UV Spray Powder
Adjustable	: No
IP	: 65
Driver Type	: Built-in LED Driver
Input Voltage	: 220-240Vac ~ 50/60Hz
Power factor	: >0.96
Dimension (ØxH)	: 200 x 550 mm.

**UNIT PRICE : xxxx.-**

**NEW  
PRODUCT**



# LC-YB-MOP0014-01A-007

## BOLLARD LIGHT

LED  
CHIP

7  
WATT


IP65

CEMENT  
+  
STAINLESS STEEL  
MATERIAL

GRAY  
COLOR



### DIMENSION (Unit mm.)



### ACCESSORY



Solar Panel



Ground Spike



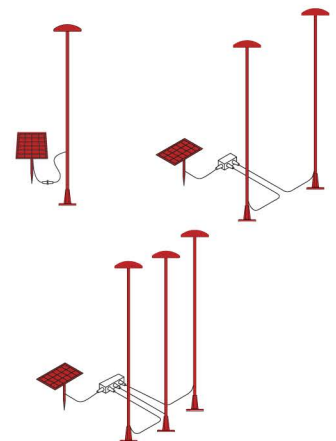
LED Constant Voltage  
Driver 24Vdc

+ Installation Manual

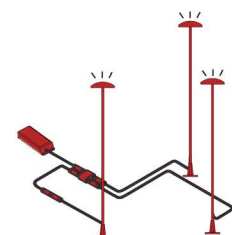
### SPECIFICATION

Model	: LC-YB-MOP0014-01A-007
Light source	: LED
Power	: 7W
Lumen	: 700 lm
Lumen/Watt	: 100 lm/W
CCT	: 3000K
CRI	: 90
Beam Angle	: 180°
Material	: Cement + Stainless Steel
Color	: Gray
Paint method	: -
Diffuser	: PMMA
Adjustable	: Fixed
IP	: 65
Driver Type	: Remote Driver
Input Voltage	: 24Vdc
Dimension (ØxH)	: Ø100 x 655 mm.

### SOLAR PANELS + LAMP



### DRIVERS + LAMPS

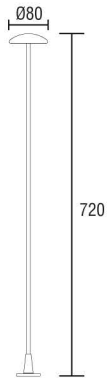


UNIT PRICE : xxxx.-

**NEW  
PRODUCT**



**DIMENSION (Unit mm.)**



**ACCESSORY**



Solar Panel



Ground Spike



LED Constant Voltage Driver 24Vdc

**+ Installation Manual**

# LC-YB-SOP0092-02B

## BOLLARD LIGHT

**LED  
CHIP**

**5  
WATT**

**IP65**

**ALUMINUM  
+  
PMMA  
MATERIAL**

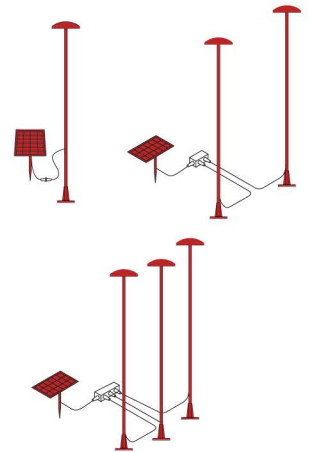
**MATT GREEN  
COLOR**

**MATT NICKEL  
COLOR**

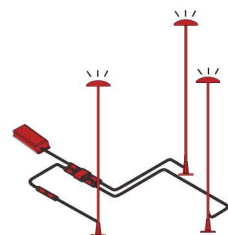
**SPECIFICATION**

<b>Model</b>	: LC-YB-SOP0092-02B
<b>Light source</b>	: LED
<b>Power</b>	: 5W
<b>Lumen</b>	: 500 lm
<b>Lumen/Watt</b>	: 100 lm/W
<b>CCT</b>	: 3000K
<b>CRI</b>	: 90
<b>Beam Angle</b>	: 180°
<b>Material</b>	: Aluminum + PMMA
<b>Color</b>	: Matt Green + Matt Nickel
<b>Paint method</b>	: -
<b>Diffuser</b>	: PMMA
<b>Adjustable</b>	: Fixed
<b>IP</b>	: 65
<b>Driver Type</b>	: Remote Driver
<b>Input Voltage</b>	: 24Vdc
<b>Dimension (ØxH)</b>	: Ø80 x 720 mm.

**SOLAR PANELS + LAMP**



**DRIVERS + LAMPS**




**UNIT PRICE : xxx.-**

**NEW  
PRODUCT**



**DIMENSION (Unit mm.)**



**ACCESSORY**



Solar Panel



Ground Spike



LED Constant Voltage  
Driver 24Vdc

**+ Installation Manual**

# LC-YB-MOP0008-01A

## BOLLARD LIGHT

**LED  
CHIP**

**2  
WATT**

**IP65**

**ALUMINUM  
+  
ACRYLIC  
MATERIAL**

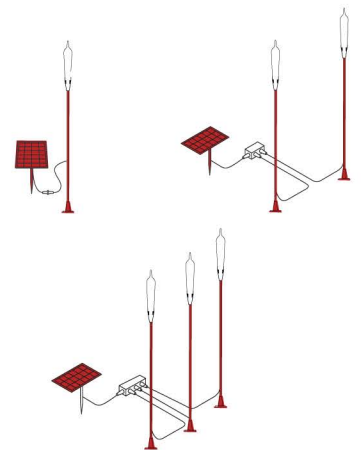
**GOLD  
COLOR**

**BLACK  
COLOR**

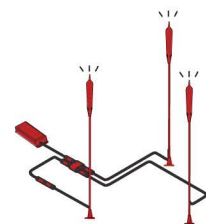
**SPECIFICATION**

<b>Model</b>	: LC-YB-MOP0008-01A
<b>Light source</b>	: LED
<b>Power</b>	: 2W
<b>Lumen</b>	: 200 lm
<b>Lumen/Watt</b>	: 100 lm/W
<b>CCT</b>	: 3000K
<b>CRI</b>	: 90
<b>Beam Angle</b>	: 180°
<b>Material</b>	: Aluminum + Acrylic
<b>Color</b>	: Black rod + Gold body + Frosted Acrylic
<b>Paint method</b>	: -
<b>Optical Cover</b>	: Frosted Acrylic
<b>Adjustable</b>	: Fixed
<b>IP</b>	: 65
<b>Driver Type</b>	: Remote Driver
<b>Input Voltage</b>	: 24Vdc
<b>Dimension (ØxH)</b>	: Ø40 x 845 mm.

**SOLAR PANELS + LAMP**



**DRIVERS + LAMPS**

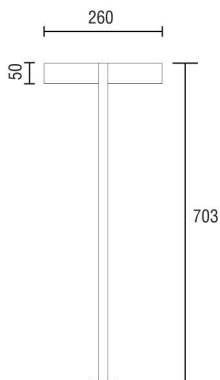


**UNIT PRICE : xxx.-**

**NEW  
PRODUCT**



**DIMENSION (Unit mm.)**



**ACCESSORY**



**+ Installation Manual**

LED Constant Voltage  
Driver 24Vdc

# LC-YB-SOP0105-01D

## BOLLARD LIGHT

LED  
CHIP

10  
WATT

IP65

ALUMINUM  
+  
ACRYLIC  
MATERIAL

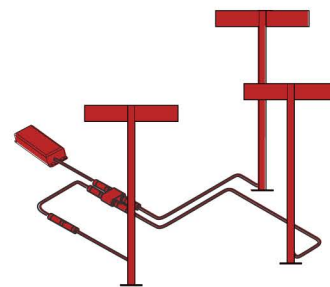
SAND GRAY  
COLOR



**SPECIFICATION**

<b>Model</b>	: LC-YB-SOP0105-01D
<b>Light source</b>	: LED
<b>Power</b>	: 10W
<b>Lumen</b>	: 1000 lm
<b>Lumen/Watt</b>	: 100 lm/W
<b>CCT</b>	: 3000K
<b>CRI</b>	: 90
<b>Beam Angle</b>	: 120°
<b>Material</b>	: Aluminum + Acrylic
<b>Color</b>	: Sand Gray
<b>Paint method</b>	: -
<b>Diffuser</b>	: Acrylic
<b>Adjustable</b>	: Yes
<b>IP</b>	: 65
<b>Driver Type</b>	: Remote Driver
<b>Input Voltage</b>	: 24Vdc
<b>Dimension (LxWxH)</b>	: 260 x 50 x 703 mm.

**DRIVERS + LAMPS**

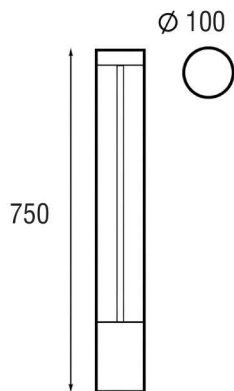


**UNIT PRICE : xxxx.-**

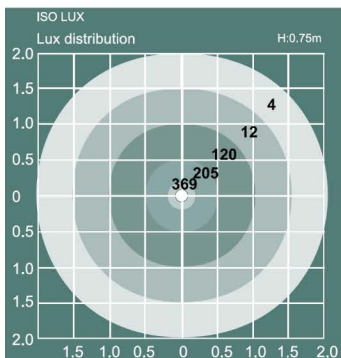
**NEW  
PRODUCT**



**DIMENSION (Unit mm.)**



**PHOTOMETRIC DATA**



LUMILEDS

CHIP LED

**10**  
WATT

**IP65**

DIE-CAST  
ALUMINIUM  
MATERIAL

ANTHRACITE  
COLOR


**LC-H3491**  
BOLLARD LIGHT

**SPECIFICATION**

<b>Model</b>	: LC-H3491
<b>Light source</b>	: Lumileds 4014 LED Chip
<b>Power</b>	: 10W
<b>Lumen</b>	: 1123 lm
<b>Lumen/Watt</b>	: 112 lm/W
<b>CCT</b>	: 3000K
<b>CRI</b>	: >80
<b>Beam Angle</b>	: 101°
<b>Material</b>	: Die-cast Aluminium
<b>Color</b>	: Anthracite
<b>Paint method</b>	: Polyester powder coating
<b>Optical cover</b>	: Clear PMMA
<b>Adjustable</b>	: -
<b>IP</b>	: 65
<b>Driver Type</b>	: Built-in Driver
<b>Input Voltage</b>	: 220-240V~ 50Hz
<b>Power factor</b>	: >0.96
<b>Dimension (ØxH)</b>	: Ø100 x H750mm.

**UNIT PRICE : X,XXX.-**

LUC 

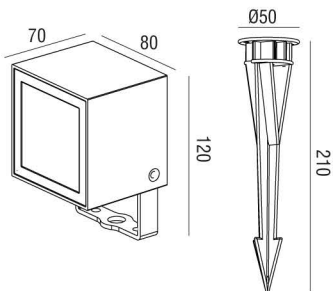


**FLOODLIGHT**

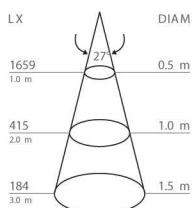
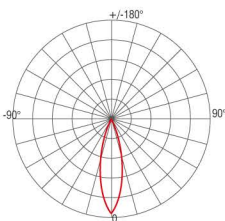
# CUBIC MINI FLOODLIGHT



## DIMENSION (Unit mm.)



## PHOTOMETRIC DATA



**CREE**

CHIP LED

**8**

WATT

**IP65**

DIE-CAST  
ALUMINIUM  
MATERIAL

ANTHRACITE  
COLOR

**CE**

## SPECIFICATION

<b>Model</b>	:	CUBIC MINI
<b>Item No.</b>	:	LC-2741-03
<b>Light source</b>	:	LED Chip
<b>Power</b>	:	8W
<b>Lumen</b>	:	800 lm
<b>Lumen/Watt</b>	:	100 lm/W
<b>CCT</b>	:	3000K
<b>CRI</b>	:	> 80
<b>Beam Angle</b>	:	27°
<b>Material</b>	:	Die-cast Aluminium
<b>Color</b>	:	Anthracite
<b>Paint method</b>	:	Outdoor UV Spray Powder
<b>Optical cover</b>	:	Safety glass lens
<b>Adjustable</b>	:	Yes
<b>IP</b>	:	65
<b>Driver Type</b>	:	Built-in Driver
<b>Input Voltage</b>	:	220-240V ~ 50Hz
<b>Power factor</b>	:	> 0.96
<b>Dimension (WxLxH)</b>	:	70x80x120 mm.

## ACCESSORY



+ Installation Manual

**UNIT PRICE : 3,700.-**

# 2591-LED FLOODLIGHT



**CREE**

CHIP LED

**6**

WATT

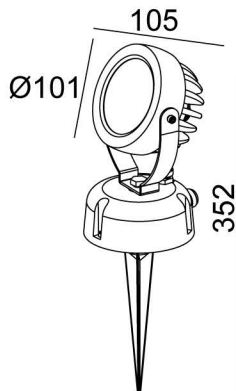
**IP65**

DIE-CAST  
ALUMINIUM  
MATERIAL

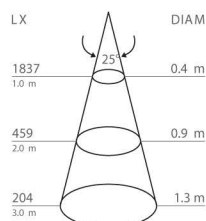
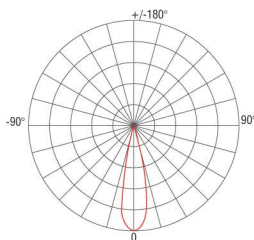
ANTHRACITE  
COLOR

**CE**

## DIMENSION (Unit mm.)



## PHOTOMETRIC DATA



## SPECIFICATION

<b>Item No.</b>	:	2591-LED
<b>Light source</b>	:	LED Chip
<b>Power</b>	:	6W
<b>Lumen</b>	:	600 lm
<b>Lumen/Watt</b>	:	100 lm/W
<b>CCT</b>	:	3000K
<b>CRI</b>	:	>80
<b>Beam Angle</b>	:	25°
<b>Material</b>	:	Die-cast Aluminium
<b>Color</b>	:	Anthracite
<b>Paint method</b>	:	Outdoor UV Spray Powder
<b>Optical cover</b>	:	Safety glass lens
<b>Adjustable</b>	:	Yes
<b>IP</b>	:	65
<b>Driver Type</b>	:	Built-in Driver
<b>Input Voltage</b>	:	220-240V ~ 50Hz
<b>Power factor</b>	:	>0.96
<b>Dimension (ØxLxH)</b>	:	Ø101x105x352 mm.

## ACCESSORY



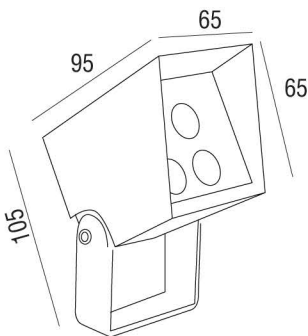
+ Installation Manual

**UNIT PRICE : x,xxx.-**

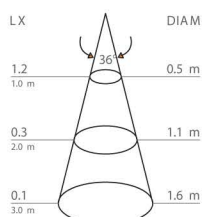
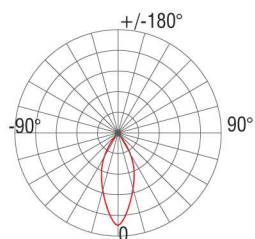
# LC-WD-MB23-0611 FLOODLIGHT



## DIMENSION (Unit mm.)



## PHOTOMETRIC DATA



**CREE**

CHIP LED

**8**

WATT

**IP65**

DIE-CAST  
ALUMINIUM  
MATERIAL

DARK GREY  
COLOR

**ECO**

## SPECIFICATION

<b>Model</b>	:	LC-WD-MB23-0611
<b>Light source</b>	:	LED Chip
<b>Power</b>	:	8W
<b>Lumen</b>	:	800 lm
<b>Lumen/Watt</b>	:	100 lm/W
<b>CCT</b>	:	3000K
<b>CRI</b>	:	>80
<b>Beam Angle</b>	:	36°
<b>Material</b>	:	Die-cast Aluminium
<b>Color</b>	:	Dark Grey
<b>Paint method</b>	:	Outdoor UV Spray Powder
<b>Optical cover</b>	:	Safety glass lens
<b>Adjustable</b>	:	Yes
<b>IP</b>	:	65
<b>Driver Type</b>	:	Built-in LED Driver
<b>Input Voltage</b>	:	200-240V~ 50Hz
<b>Power factor</b>	:	>0.96
<b>Dimension (WxLxH)</b>	:	65x95x105 mm.

## ACCESSORY



Plastic spike  
included



Hex Wrench



Tree Strap  
(for small base)

**UNIT PRICE : 2,200.-**

# CUBIC FLOODLIGHT



**CREE**

CHIP LED

**20**

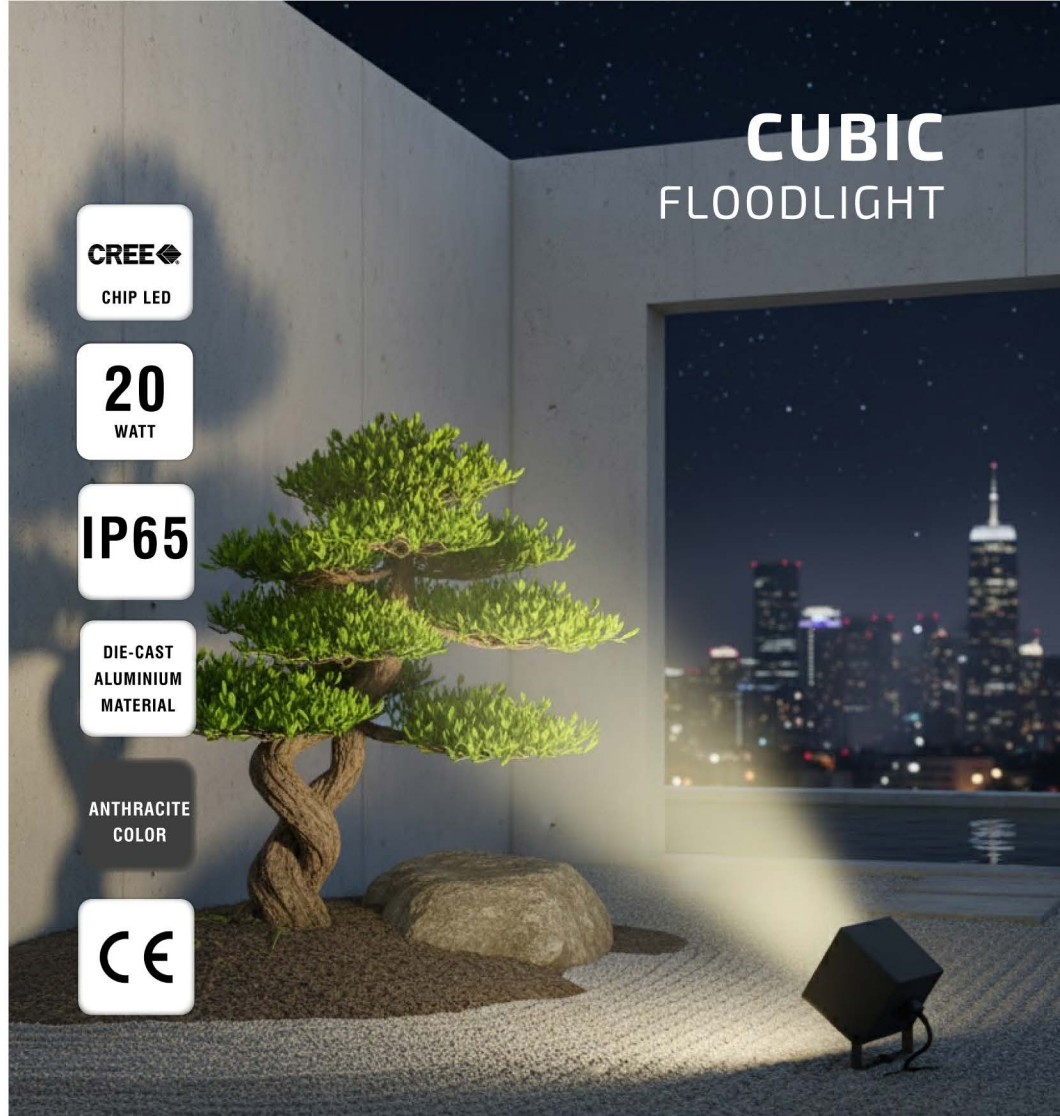
WATT

**IP65**

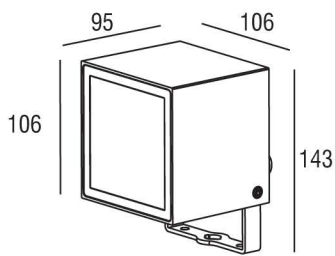
DIE-CAST  
ALUMINIUM  
MATERIAL

ANTHRACITE  
COLOR

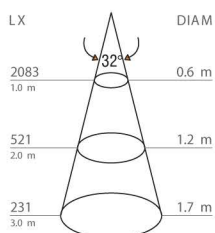
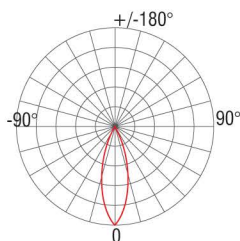
**CE**



## DIMENSION (Unit mm.)



## PHOTOMETRIC DATA



## SPECIFICATION

<b>Model</b>	: CUBIC
<b>Item No.</b>	: 2250103
<b>Light source</b>	: LED Chip
<b>Power</b>	: 20W
<b>Lumen</b>	: 2000 lm
<b>Lumen/Watt</b>	: 100 lm/W
<b>CCT</b>	: 3000K
<b>CRI</b>	: >80
<b>Beam Angle</b>	: 32°
<b>Material</b>	: Die-cast Aluminium
<b>Color</b>	: Anthracite
<b>Paint method</b>	: Outdoor UV Spray Powder
<b>Optical cover</b>	: Safety glass lens
<b>Adjustable</b>	: Yes
<b>IP</b>	: 65
<b>Driver Type</b>	: Driver on Board
<b>Input Voltage</b>	: 220-240V~ 50Hz
<b>Power factor</b>	: >0.96
<b>Dimension (WxLxH)</b>	: 95x106x143mm.

## ACCESSORY



Cable Gland



Hex Wrench



Plastic Plug



Optional  
Tree Strap  
(for small base)



Plastic spike  
included



Screw

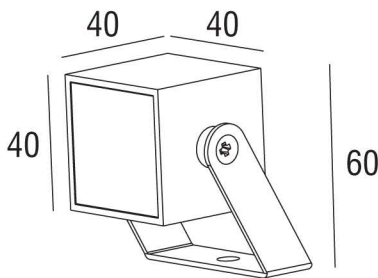
+ Installation Manual

**UNIT PRICE : 6,200.-**

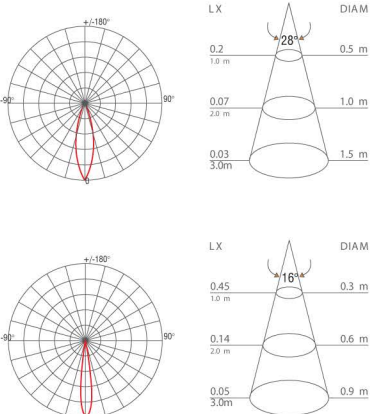
SMALLEST  
LED  
FLOOD



**DIMENSION (Unit mm.)**



**PHOTOMETRIC DATA**



# CUBIC MICRO FLOODLIGHT

**CREE**

CHIP LED

**1**

WATT

**IP65**

DIE-CAST  
ALUMINIUM  
MATERIAL

ANTHRACITE  
COLOR

**CE**

**SPECIFICATION**

<b>Model</b>	:	CUBIC MICRO
<b>Item No.</b>	:	22503
<b>Light source</b>	:	LED Chip
<b>Power</b>	:	1W
<b>Lumen</b>	:	100 lm
<b>Lumen/Watt</b>	:	100 lm/W
<b>CCT</b>	:	3000K
<b>CRI</b>	:	>80
<b>Beam Angle</b>	:	28°, 16°
<b>Material</b>	:	Die-cast Aluminium
<b>Color</b>	:	Anthracite
<b>Paint method</b>	:	Outdoor UV Spray Powder
<b>Optical cover</b>	:	Safety glass lens
<b>Adjustable</b>	:	Yes
<b>IP</b>	:	65
<b>Driver Type</b>	:	External Driver
<b>Input Voltage</b>	:	12V / 24V
<b>Power factor</b>	:	>0.96
<b>Dimension (WxLxH)</b>	:	40x40x60mm.

**ACCESSORY**



Screw

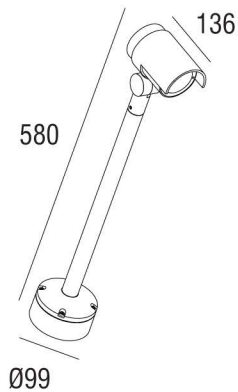
Plastic Plug

Washers

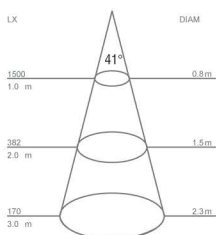
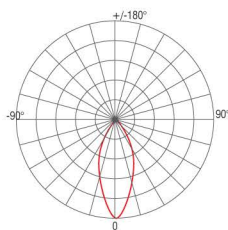
**UNIT PRICE : 2,600.-**



#### DIMENSION (Unit mm.)



#### PHOTOMETRIC DATA



# PIXIE WALL-LONG FLOODLIGHT

**CREE**

CHIP LED

**15**

WATT

**IP65**

DIE-CAST  
ALUMINIUM  
MATERIAL

ANTHRACITE  
COLOR

**CE**

#### SPECIFICATION

<b>Model</b>	: PIXIE WALL - LONG
<b>Item No.</b>	: H167403
<b>Light source</b>	: LED Chip
<b>Power</b>	: 15W
<b>Lumen</b>	: 1500 lm
<b>Lumen/Watt</b>	: 100 lm/W
<b>CCT</b>	: 3000K
<b>CRI</b>	: >80
<b>Beam Angle</b>	: 41°
<b>Material</b>	: Die-cast Aluminium
<b>Color</b>	: Anthracite
<b>Paint method</b>	: UV Powder coating
<b>Optical cover</b>	: Safety glass lens
<b>Adjustable</b>	: Yes (Adjust up to 70°)
<b>IP</b>	: 65
<b>Driver Type</b>	: Driver on Board
<b>Input Voltage</b>	: 220-240V~ 50Hz
<b>Power factor</b>	: >0.96
<b>Dimension (ØxLxH)</b>	: Ø99x136x580 mm.


#### ACCESSORY



Hex Wrench



Plastic Plug



Rubber Stopper



Screw



Tree Strap  
(for small base)



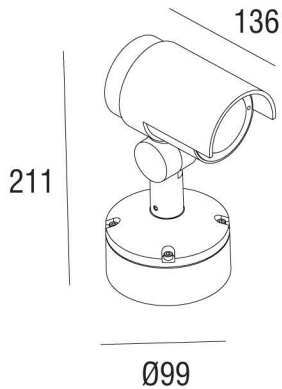
Plastic spike  
included

**+ Installation Manual**

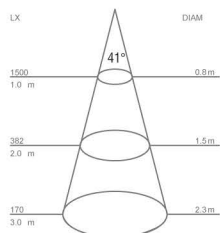
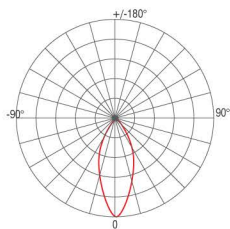
**UNIT PRICE : 5,500.-**



### DIMENSION (Unit mm.)



### PHOTOMETRIC DATA



# PIXIE WALL-SHORT FLOODLIGHT

**CREE**

CHIP LED

**15**

WATT

**IP65**

DIE-CAST  
ALUMINIUM  
MATERIAL

ANTHRACITE  
COLOR

**CE**

### SPECIFICATION

<b>Model</b>	:	PIXIE WALL - SHORT
<b>Item No.</b>	:	H166403
<b>Light source</b>	:	LED Chip
<b>Power</b>	:	15W
<b>Lumen</b>	:	1500 lm
<b>Lumen/Watt</b>	:	100 lm/W
<b>CCT</b>	:	3000K
<b>CRI</b>	:	>80
<b>Beam Angle</b>	:	41°
<b>Material</b>	:	Die-cast Aluminium
<b>Color</b>	:	Anthracite
<b>Paint method</b>	:	UV Powder coating
<b>Optical cover</b>	:	Safety glass lens
<b>Adjustable</b>	:	Yes (Adjust up to 70°)
<b>IP</b>	:	65
<b>Driver Type</b>	:	Driver on Board
<b>Input Voltage</b>	:	220-240V~ 50Hz
<b>Power factor</b>	:	>0.96
<b>Dimension (WxLxH)</b>	:	Ø99x136x211 mm.

### ACCESSORY



**+ Installation Manual**

**UNIT PRICE : 5,200.-**

# COLLIMATOR MINI FLOODLIGHT

**CREE**

CHIP LED

**4.5**

WATT

**IP65**

DIE-CAST  
ALUMINIUM  
MATERIAL

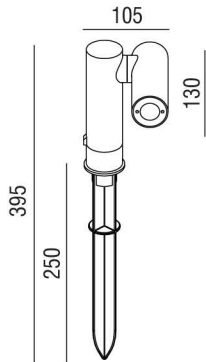
ANTHRACITE  
COLOR

**CE**

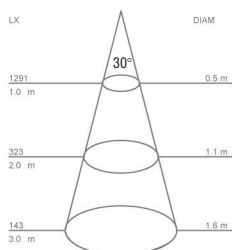
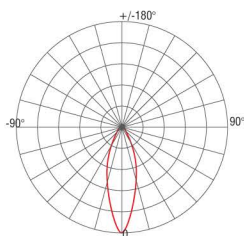
Adjustable  
**300°**



## DIMENSION (Unit mm.)



## PHOTOMETRIC DATA



## SPECIFICATION

<b>Model</b>	:	COLLIMATOR MINI
<b>Item No.</b>	:	H1971A-03
<b>Light source</b>	:	LED Chip
<b>Power</b>	:	4.5W
<b>Lumen</b>	:	450 lm
<b>Lumen/Watt</b>	:	100 lm/W
<b>CCT</b>	:	3000K
<b>CRI</b>	:	>80
<b>Beam Angle</b>	:	30°
<b>Material</b>	:	Die-cast Aluminium
<b>Color</b>	:	Anthracite
<b>Paint method</b>	:	Outdoor UV Spray Powder
<b>Optical cover</b>	:	Safety glass lens
<b>Adjustable</b>	:	Yes (300°)
<b>IP</b>	:	65
<b>Driver Type</b>	:	Built-in Driver
<b>Input Voltage</b>	:	220-240V~ 50Hz
<b>Power factor</b>	:	>0.96
<b>Dimension (WxLxH)</b>	:	105x130x395 mm.

## ACCESSORY



Plastic spike



rubber stopper



Hex Wrench

**+ Installation Manual**

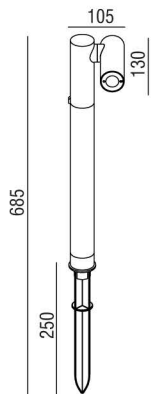
**UNIT PRICE : 3,000.-**

**NEW  
PRODUCT**

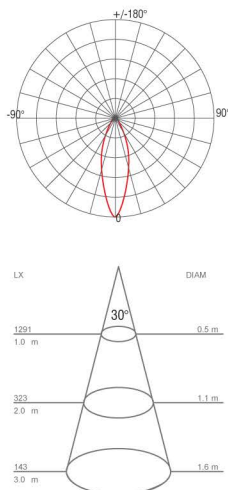


Adjustable  
**300°**

#### DIMENSION (Unit mm.)



#### PHOTOMETRIC DATA



# COLLIMATOR MAXI FLOODLIGHT

**CREE**

CHIP LED

**4.5**

WATT

**IP65**

DIE-CAST  
ALUMINIUM  
MATERIAL

ANTHRACITE  
COLOR

**CE**

#### SPECIFICATION

Model	: COLLIMATOR MAXI
Item No.	: H1973A-03
Light source	: LED Chip
Power	: 4.5W
Lumen	: 450 lm
Lumen/Watt	: 100 lm/W
CCT	: 3000K
CRI	: >80
Beam Angle	: 30°
Material	: Die-cast Aluminium
Color	: Anthracite
Paint method	: Outdoor UV Spray Powder
Optical cover	: Clear glass
Adjustable	: Yes (300°)
IP	: 65
Driver Type	: Built-in Driver
Input Voltage	: 220-240V~ 50Hz
Power factor	: >0.96
Dimension (WxLxH)	: 105x130x685 mm.

#### ACCESSORY



Plastic spike



rubber stopper



Hex Wrench

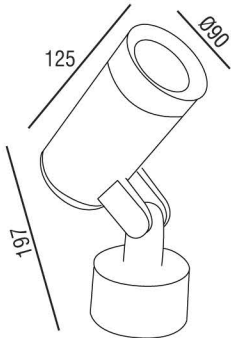
**+ Installation Manual**

**UNIT PRICE : 3,500.-**

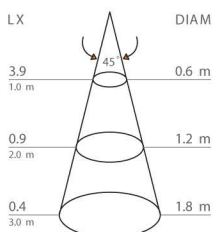
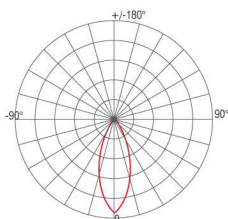
# LC-WD-MB18-617Z-90 FLOODLIGHT



## DIMENSION (Unit mm.)



## PHOTOMETRIC DATA



**CREE**

CHIP LED

**20**  
WATT

**IP65**

DIE-CAST  
ALUMINIUM  
MATERIAL

**BLACK  
COLOR**

**ECO**

## SPECIFICATION

<b>Model</b>	:	LC-WD-MB18-617Z-90
<b>Light source</b>	:	LED Chip
<b>Power</b>	:	20W
<b>Lumen</b>	:	2000 lm
<b>Lumen/Watt</b>	:	100 lm/W
<b>CCT</b>	:	3000K
<b>CRI</b>	:	> 80
<b>Beam Angle</b>	:	45°
<b>Material</b>	:	Die-cast Aluminium
<b>Color</b>	:	Black
<b>Paint method</b>	:	Outdoor UV Spray Powder
<b>Optical cover</b>	:	Safety glass lens
<b>Adjustable</b>	:	Yes
<b>IP</b>	:	65
<b>Driver Type</b>	:	Built-in Driver
<b>Input Voltage</b>	:	200-240V~ 50Hz
<b>Power factor</b>	:	> 0.96
<b>Dimension (ØxLxH)</b>	:	Ø90×125×H197 mm.

## ACCESSORY



Plastic Plug



Screw



Hex Wrench

**UNIT PRICE : X,XXX.-**

# LC-WD-MB18-616-70 HUG HOOP LC-WD-MB23-0611 FOR HUG HOOP TREE RING FLOODLIGHT



## Spotlight



## Hug Hoop



## SPECIFICATION

### (Spotlight)

<b>Model</b>	: LC-WD-MB23-0611 FOR HUG HOOP
<b>Light source</b>	: LED Chip
<b>Power</b>	: 8W
<b>Lumen</b>	: 800 lm
<b>Lumen/Watt</b>	: 100 lm/W
<b>CCT</b>	: 3000K
<b>CRI</b>	: >80
<b>Beam Angle</b>	: 36°
<b>Material</b>	: Aluminium
<b>Color</b>	: Dark Grey
<b>Paint method</b>	: Outdoor UV Spray Powder
<b>Optical cover</b>	: Glass
<b>Adjustable</b>	: Yes
<b>IP</b>	: 65
<b>Driver Type</b>	: Built-in Driver
<b>Input Voltage</b>	: 200-240V~ 50Hz
<b>Power factor</b>	: >0.96
<b>Dimension (WxLxH)</b>	: 65x65x105 mm.

### (Hug Hoop)

<b>Model</b>	: LC-WD-MB18-616-70 HUG HOOP
<b>Material</b>	: Ring 201 Stainless
<b>Color</b>	: Dark Grey
<b>Paint method</b>	: Outdoor UV Spray Powder
<b>Dimension (ØxH)</b>	: Ø700×H50 mm. Suitable for tree diameter 250-600 mm.

### ACCESSORY



Cable 2 m.



Hex Wrench



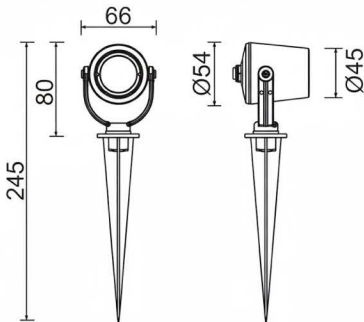
Bracket

**UNIT PRICE : x,xxx.-**

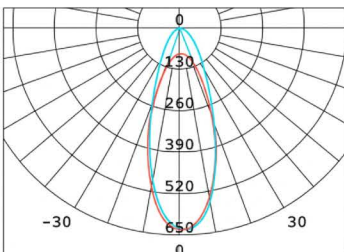
# LC-YL-6000MINI FLOODLIGHT



## DIMENSION (Unit mm.)



## PHOTOMETRIC DATA



**CREE**

CHIP LED

**3**

WATT

**IP65**

DIE-CAST  
ALUMINIUM  
MATERIAL

ANTHRACITE  
COLOR

**CE**



## SPECIFICATION

<b>Model</b>	: LC-YL-6000MINI
<b>Light source</b>	: LED Chip
<b>Power</b>	: 3W
<b>Lumen</b>	: 232 lm
<b>Lumen/Watt</b>	: 77.33 lm/W
<b>CCT</b>	: 3000K
<b>CRI</b>	: >80
<b>Beam Angle</b>	: 40°
<b>Material</b>	: Die-cast Aluminium
<b>Color</b>	: Anthracite
<b>Paint method</b>	: UV Powder coating
<b>Optical cover</b>	: Clear Tempered glass
<b>Adjustable</b>	: Yes (Adjust up to 150°)
<b>IP</b>	: 65
<b>Driver Type</b>	: Driver on Board
<b>Input Voltage</b>	: 220-240V~ 50Hz
<b>Power factor</b>	: >0.96
<b>Dimension (WxLxH)</b>	: 80x66x245 <sub>a</sub> mm.

## ACCESSORY



Plastic spike  
included

**+ Installation Manual**

**UNIT PRICE : X,XXX.-**

# LC-4504 FLOODLIGHT

LED  
CHIP

5  
WATT

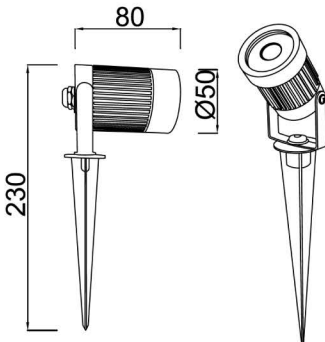
IP65

DIE-CAST  
ALUMINIUM  
MATERIAL

ANTHRACITE  
COLOR



## DIMENSION (Unit mm.)



## SPECIFICATION

Model	: LC-4504
Light source	: LED Chip
Power	: 5W
Lumen	: 250 lm
Lumen/Watt	: 50 lm/W
CCT	: 3000K
CRI	: >80
Beam Angle	: 36°
Material	: Die-cast Aluminium
Color	: Black
Paint method	: UV Powder coating
Optical cover	: Clear tempered glass
Adjustable	: Yes
IP	: 65
Driver Type	: Driver on Board
Input Voltage	: 220-240V~ 50Hz
Power factor	: >0.96
Dimension (ØxLxH)	: Ø50x80x230 mm.

## ACCESSORY



Plastic spike  
included

+ Installation Manual

UNIT PRICE : X,XXX.-

LUC 



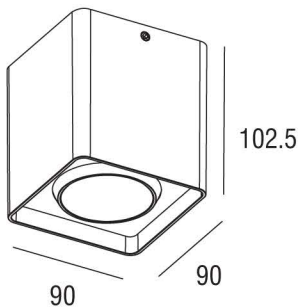
**CEILING LIGHT**

# POINTER CEILING LIGHT

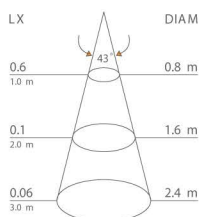
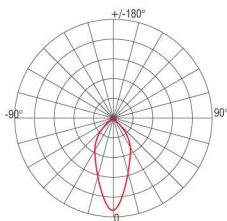


Adjustable 20°

## DIMENSION (Unit mm.)



## PHOTOMETRIC DATA



**CREE**  
CHIP LED

**9**  
WATT

**IP65**

DIE-CAST  
ALUMINIUM  
MATERIAL

ANTHRACITE  
COLOR

**CE**

## SPECIFICATION

<b>Model</b>	:	POINTER
<b>Item No.</b>	:	2160103
<b>Light source</b>	:	LED Chip
<b>Power</b>	:	9W
<b>Lumen</b>	:	900 lm
<b>Lumen/Watt</b>	:	100 lm/W
<b>CCT</b>	:	3000K
<b>CRI</b>	:	>80
<b>Beam Angle</b>	:	43°
<b>Material</b>	:	Die-cast Aluminium
<b>Color</b>	:	Anthracite
<b>Paint method</b>	:	Outdoor UV Spray Powder
<b>Optical cover</b>	:	Safety glass lens
<b>Adjustable</b>	:	Yes 20°
<b>IP</b>	:	65
<b>Driver Type</b>	:	Built-in Driver
<b>Input Voltage</b>	:	220-240V~ 50Hz
<b>Power factor</b>	:	>0.96
<b>Dimension (WxLxH)</b>	:	90×90×102.5 mm.

## ACCESSORY



Plastic Plug



rubber stopper



Screw



Hex Wrench

**+ Installation Manual**

**UNIT PRICE : 4,000.-**

# BRIGHTER CEILING LIGHT



**CREE**

CHIP LED

**20**

WATT

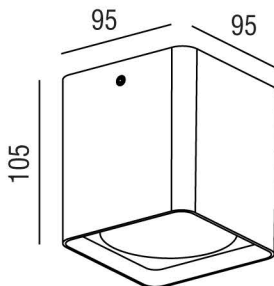
**IP65**

DIE-CAST  
ALUMINIUM  
MATERIAL

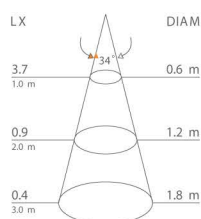
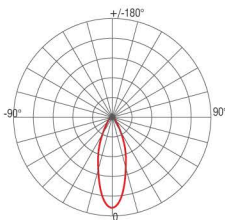
ANTHRACITE  
COLOR

**CE**

## DIMENSION (Unit mm.)



## PHOTOMETRIC DATA



## SPECIFICATION

<b>Model</b>	:	BRIGHTER
<b>Item No.</b>	:	H199103
<b>Light source</b>	:	LED Chip
<b>Power</b>	:	20W
<b>Lumen</b>	:	2000 lm
<b>Lumen/Watt</b>	:	100 lm/W
<b>CCT</b>	:	3000K
<b>CRI</b>	:	> 80
<b>Beam Angle</b>	:	34°
<b>Material</b>	:	Die-cast Aluminium
<b>Color</b>	:	Anthracite
<b>Paint method</b>	:	Outdoor UV Spray Powder
<b>Optical cover</b>	:	Safety glass lens
<b>Adjustable</b>	:	-
<b>IP</b>	:	65
<b>Driver Type</b>	:	Driver on Board
<b>Input Voltage</b>	:	220-240V~ 50Hz
<b>Power factor</b>	:	> 0.96
<b>Dimension (WxLxH)</b>	:	95×95×105 mm.

## ACCESSORY



Plastic Plug



rubber stopper



Screw



Hex Wrench

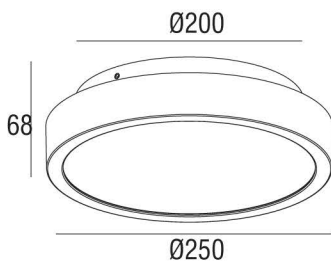
**+ Installation Manual**

**UNIT PRICE : 5,800.-**

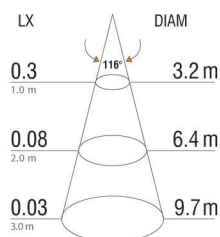
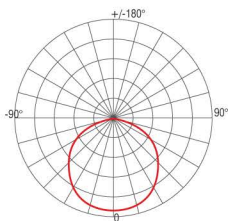
# AVO ROUND CEILING LIGHT



## DIMENSION (Unit mm.)



## PHOTOMETRIC DATA



**CREE**

CHIP LED

**18**

WATT

**IP65**

DIE-CAST  
ALUMINIUM  
MATERIAL

ANTHRACITE  
COLOR

**CE**

## SPECIFICATION

<b>Model</b>	: AVO ROUND
<b>Item No.</b>	: 1020103
<b>Light source</b>	: LED Chip
<b>Power</b>	: 18W
<b>Lumen</b>	: 1800 lm
<b>Lumen/Watt</b>	: 100 lm/W
<b>CCT</b>	: 3000K
<b>CRI</b>	: >80
<b>Beam Angle</b>	: 116°
<b>Material</b>	: Die-cast Aluminium
<b>Color</b>	: Anthracite
<b>Paint method</b>	: Outdoor UV Spray Powder
<b>Optical cover</b>	: Safety glass lens
<b>Adjustable</b>	: -
<b>IP</b>	: 54
<b>Driver Type</b>	: Built-in Driver
<b>Input Voltage</b>	: 220-240V~ 50Hz
<b>Power factor</b>	: >0.96
<b>Dimension (ØxH)</b>	: Ø250×68 mm.

## ACCESSORY



Hex Wrench



Screw



Plastic Plug




Rubber Stopper

**+ Installation Manual**

**UNIT PRICE : 4,200.-**

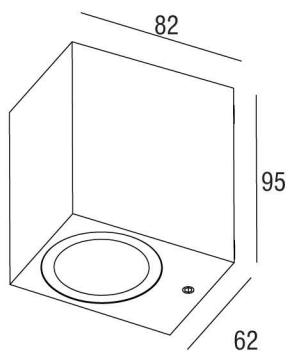
LUC 



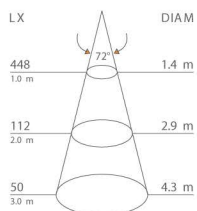
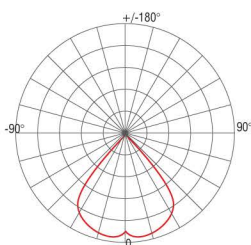
**WALLS LIGHT**



### DIMENSION (Unit mm.)



### PHOTOMETRIC DATA



# DUAL MINI WALL LIGHT

**CREE**

CHIP LED

**7**

WATT

**IP65**

DIE-CAST  
ALUMINIUM  
MATERIAL

ANTHRACITE  
COLOR

**CE**

### SPECIFICATION

<b>Model</b>	:	DUAL MINI
<b>Item No.</b>	:	H262203
<b>Light source</b>	:	LED Chip
<b>Power</b>	:	7W
<b>Lumen</b>	:	700 lm
<b>Lumen/Watt</b>	:	100 lm/W
<b>CCT</b>	:	3000K
<b>CRI</b>	:	>80
<b>Beam Angle</b>	:	72°
<b>Material</b>	:	Die-cast Aluminium
<b>Color</b>	:	Anthracite
<b>Paint method</b>	:	Outdoor UV Spray Powder
<b>Optical cover</b>	:	Safety glass lens
<b>Adjustable</b>	:	-
<b>IP</b>	:	65
<b>Driver Type</b>	:	Built-in Driver
<b>Input Voltage</b>	:	220-240V ~ 50Hz
<b>Power factor</b>	:	>0.96
<b>Dimension (WxLxH)</b>	:	62×82×95 mm.

### ACCESSORY



Hex Wrench



Screw




Plastic Plug



Rubber Stopper

**+ Installation Manual**

**UNIT PRICE : 3,900.-**



# ILOS WALL LIGHT

**CREE**  
CHIP LED

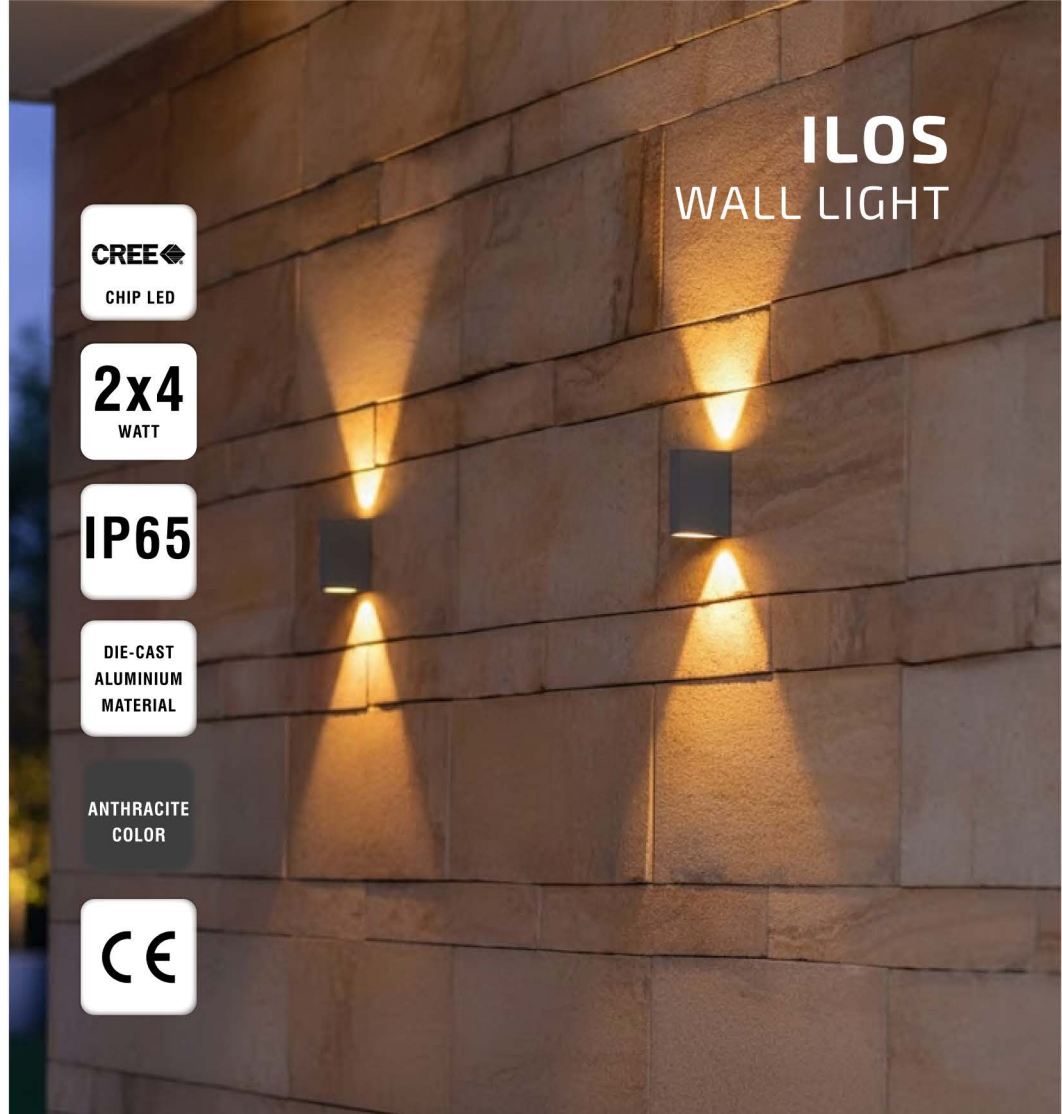
**2x4**  
WATT

**IP65**

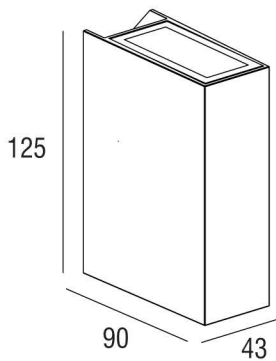
DIE-CAST  
ALUMINIUM  
MATERIAL

ANTHRACITE  
COLOR

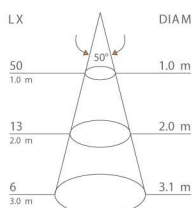
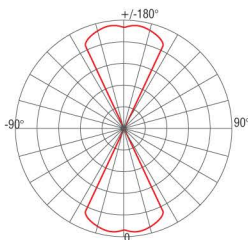
**CE**



## DIMENSION (Unit mm.)



## PHOTOMETRIC DATA



## SPECIFICATION

<b>Model</b>	:	ILOS
<b>Item No.</b>	:	1130103
<b>Light source</b>	:	LED Chip
<b>Power</b>	:	2x4W
<b>Lumen</b>	:	2x400 lm
<b>Lumen/Watt</b>	:	100 lm/W
<b>CCT</b>	:	3000K
<b>CRI</b>	:	>80
<b>Beam Angle</b>	:	50°
<b>Material</b>	:	Die-cast Aluminium
<b>Color</b>	:	Anthracite
<b>Paint method</b>	:	Outdoor UV Spray Powder
<b>Optical cover</b>	:	Safety glass lens
<b>Adjustable</b>	:	-
<b>IP</b>	:	65
<b>Driver Type</b>	:	Built-in Driver
<b>Input Voltage</b>	:	220-240V~ 50Hz
<b>Power factor</b>	:	>0.96
<b>Dimension (WxLxH)</b>	:	90×43×125mm.

## ACCESSORY



Hex Wrench



Screw



Plastic Plug



Rubber Stopper

**+ Installation Manual**

**UNIT PRICE : 3,900.-**

# LC-WALL LAMP E001

## WALL LIGHT



**CREE**

CHIP LED

**4**

WATT

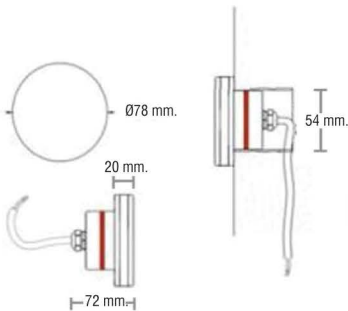
**IP65**

STAINLESS  
MATERIAL

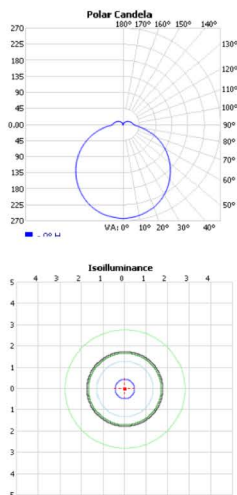
WHITE  
COLOR



### DIMENSION (Unit mm.)



### PHOTOMETRIC DATA




### SPECIFICATION

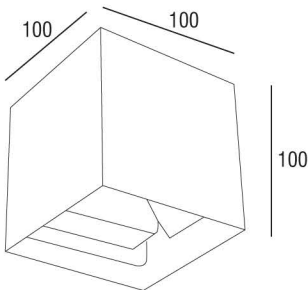
<b>Model</b>	:	LC-WALL LAMP E001
<b>Light source</b>	:	LED Chip
<b>Power</b>	:	4W
<b>Lumen</b>	:	400 lm
<b>Lumen/Watt</b>	:	100 lm/W
<b>CCT</b>	:	3000K
<b>CRI</b>	:	> 80
<b>Beam Angle</b>	:	-
<b>Material</b>	:	Stainless steel
<b>Color</b>	:	White
<b>Paint method</b>	:	Powder coating
<b>Diffuser</b>	:	PMMA
<b>Adjustable</b>	:	-
<b>IP</b>	:	65
<b>Driver Type</b>	:	Built-in Driver
<b>Input Voltage</b>	:	DC 24V
<b>Power factor</b>	:	> 0.96
<b>Dimension (ØxH)</b>	:	Ø78x72 mm.

**UNIT PRICE : 3,500.-**

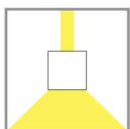
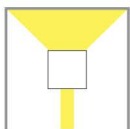

**NEW  
PRODUCT**



**DIMENSION (Unit mm.)**



**ADJUSTABLE**



# LC-WALL LIGHT-100

WALL LIGHT

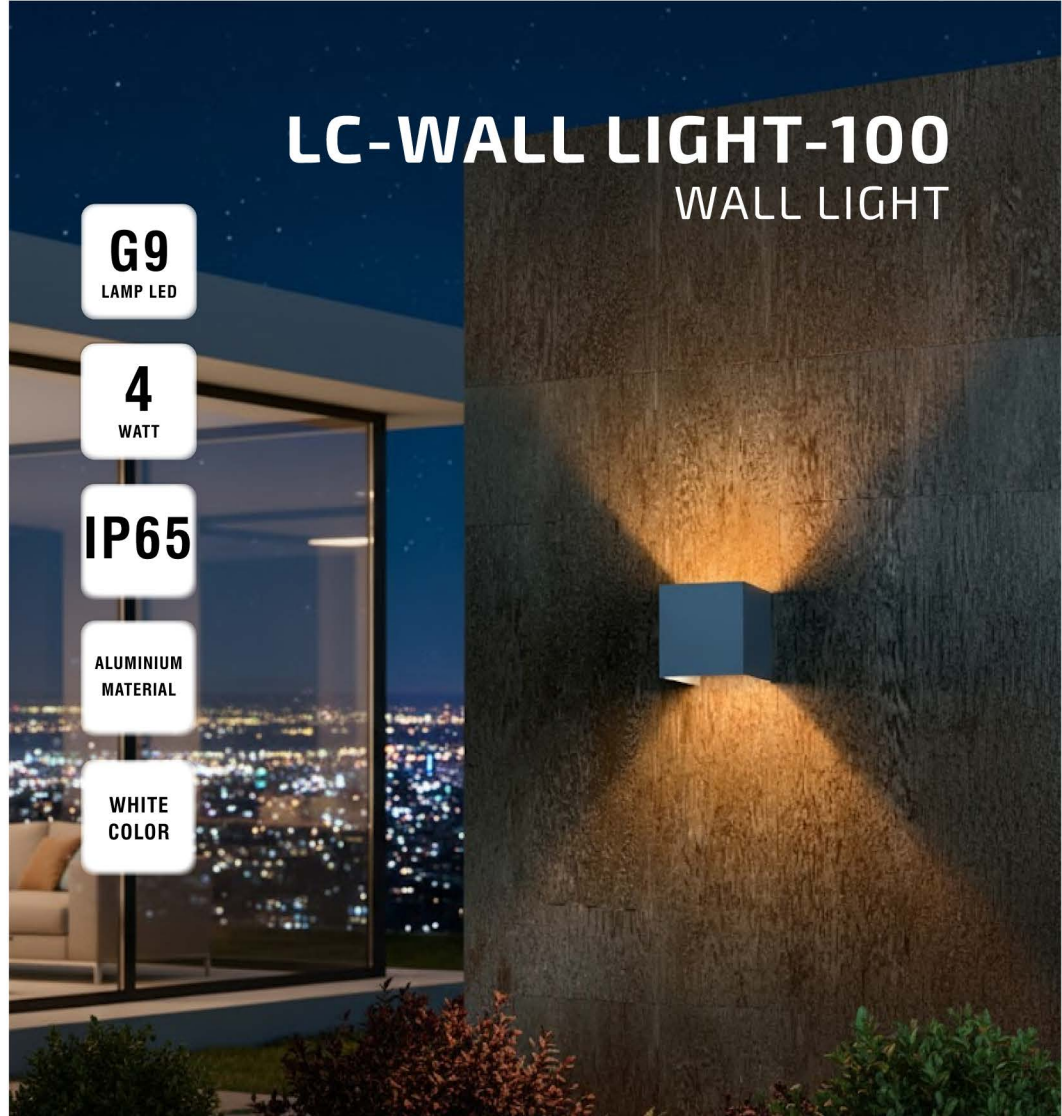
**G9**  
LAMP LED

**4**  
WATT

**IP65**

ALUMINIUM  
MATERIAL

WHITE  
COLOR



**SPECIFICATION**

<b>Model</b>	:	LC-WALL LIGHT-100
<b>Light source</b>	:	1 x LED G9 (Waterproof Socket IP65)
<b>Power</b>	:	3.2W
<b>Material</b>	:	Aluminium
<b>Color</b>	:	White
<b>Paint method</b>	:	Outdoor UV Spray Powder
<b>Adjustable</b>	:	Yes
<b>IP</b>	:	65
<b>Input Voltage</b>	:	220V-240V~ 50Hz
<b>Dimension (WxLxH)</b>	:	100×100×100 mm.

**ACCESSORY**



Hex Wrench



Plastic Plug



Screw

**LIGHT SOURCE**

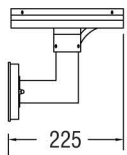
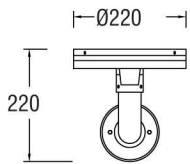


LED G9

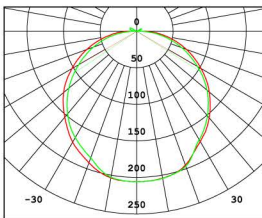
**UNIT PRICE : X,XXX.-**



#### DIMENSION (Unit mm.)



#### PHOTOMETRIC DATA



# LC-YL-HALO-2023-W

## WALL LIGHT

**CREE**

CHIP LED

**10**

WATT

**IP65**

DIE-CAST  
ALUMINIUM  
MATERIAL

ANTHRACITE  
COLOR

**CE**

#### SPECIFICATION

<b>Model</b>	:	LC-YL-HALO-2023-W
<b>Light source</b>	:	LED Chip
<b>Power</b>	:	10W
<b>Lumen</b>	:	656 lm
<b>Lumen/Watt</b>	:	65 lm/W
<b>CCT</b>	:	3000K
<b>CRI</b>	:	>80
<b>Beam Angle</b>	:	114°
<b>Material</b>	:	Die-cast Aluminum housing Extruded Aluminum pole
<b>Color</b>	:	Matt Anthracite (V322401S)
<b>Paint method</b>	:	Outdoor UV Spray Powder
<b>Diffuser</b>	:	Opal PC lens
<b>Adjustable</b>	:	-
<b>IP</b>	:	65
<b>Driver Type</b>	:	Built-in Driver
<b>Power Voltage</b>	:	220V-240V~ 50Hz
<b>Power factor</b>	:	>0.96
<b>Dimension (ØxWxH)</b>	:	Ø220×225×H220 mm.

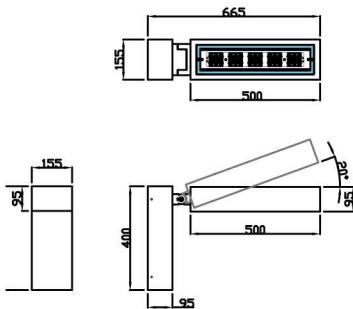
**UNIT PRICE : X,XXX.-**



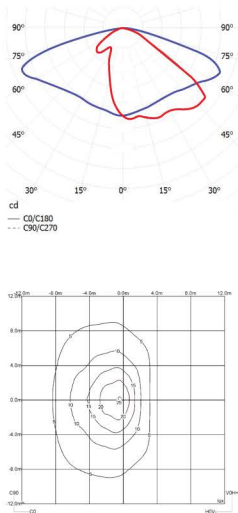
Adjustable Headlamp  
Reduce Back Light (Bug Rating)  
Conforming To Lead



### DIMENSION (Unit mm.)



### PHOTOMETRIC DATA



# LC-WD-B135-ADJUST - SMALL WALL LIGHT

**CREE**

CHIP LED

**50**

WATT

**IP65**

ALUMINIUM  
MATERIAL

MATT  
ANTHRACITE  
COLOR

**MW**  
MEAN WELL  
DRIVER

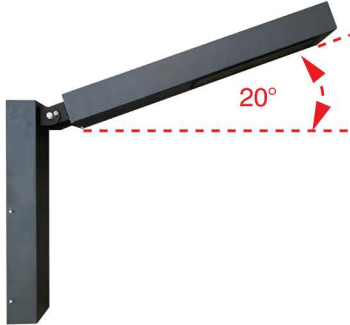
### SPECIFICATION

<b>Model</b>	:	LC-WD-B135-ADJUST - small
<b>Light source</b>	:	Cree LED Chip
<b>Power</b>	:	50W
<b>Lumen</b>	:	5800 lm
<b>Lumen/Watt</b>	:	116 lm/w
<b>CCT</b>	:	4000K
<b>CRI</b>	:	>80
<b>Beam Angle</b>	:	152°x 72°
<b>Material</b>	:	Aluminium
<b>Color</b>	:	Matt Anthracite (V322401S)
<b>Paint method</b>	:	Outdoor UV Spray Powder
<b>Optical cover</b>	:	Tempered clear glass
<b>Adjustable</b>	:	20°
<b>IP</b>	:	65
<b>Driver Type</b>	:	External Driver meanwell
<b>Power Voltage</b>	:	220-240V AC 50/60Hz
<b>Power factor</b>	:	>0.96
<b>Dimension (WxLxH)</b>	:	155×665×400 mm.

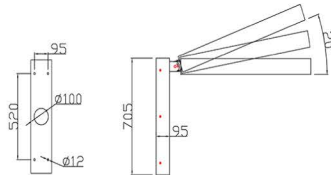

**UNIT PRICE : X,XXX.-**



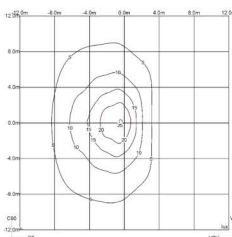
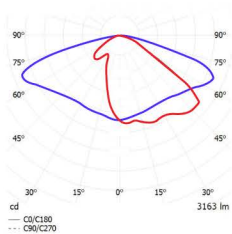
Adjustable Headlamp  
Reduce Back Light (Bug Rating)  
Conforming To Lead



### DIMENSION (Unit mm.)



### PHOTOMETRIC DATA



# LC-WD-B135-ADJUST WALL LIGHT

LUMILEDS  
CHIP LED

60  
WATT

IP65

ALUMINIUM  
MATERIAL

MATT  
ANTHRACITE  
COLOR

MW  
MEAN WELL  
DRIVER



### SPECIFICATION

<b>Model</b>	:	LC-WD-B135-ADJUST
<b>Light source</b>	:	LED Chip
<b>Power</b>	:	60W
<b>Lumen</b>	:	6960 lm
<b>Lumen/Watt</b>	:	116 lm/w
<b>CCT</b>	:	4000K
<b>CRI</b>	:	>80
<b>Beam Angle</b>	:	152°x 72°
<b>Material</b>	:	Aluminium
<b>Color</b>	:	Matt Anthracite (V322401S)
<b>Paint method</b>	:	Outdoor UV Spray Powder
<b>Optical cover</b>	:	Tempered clear glass
<b>Adjustable</b>	:	90°-110°
<b>IP</b>	:	65
<b>Driver Type</b>	:	External Driver meanwell
<b>Input Voltage</b>	:	220-240V AC 50/60Hz
<b>Power factor</b>	:	>0.96
<b>Dimension (WxLxH)</b>	:	200×1100×705 mm.

**UNIT PRICE : x,xxx.-**

# VIDO GROUND TOP WALL LIGHT



**E27**  
LAMP

**IP54**

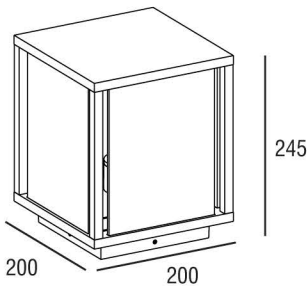
DIE-CAST  
ALUMINIUM  
MATERIAL

ANTHRACITE  
COLOR

**CE**



## DIMENSION (Unit mm.)



## ACCESSORY



Hex Wrench



Screw



Plastic Plug

+ Installation Manual

## SPECIFICATION

<b>Model</b>	:	VIDO GROUND TOP
<b>Item No.</b>	:	146403
<b>Light source</b>	:	E27 (socket IP65)
<b>Power</b>	:	MAX.15 WATT (A60)
<b>Material</b>	:	Die-cast Aluminium
<b>Color</b>	:	Anthracite
<b>Paint method</b>	:	Outdoor UV Spray Powder
<b>Diffuser</b>	:	Clear glass
<b>Adjustable</b>	:	-
<b>IP</b>	:	54
<b>Driver Type</b>	:	-
<b>Input Voltage</b>	:	220V-240V~ 50Hz
<b>Power factor</b>	:	-
<b>Dimension (WxLxH)</b>	:	200×200×245mm.

**UNIT PRICE : 4,700.-**

# VIDO WALL LIGHT



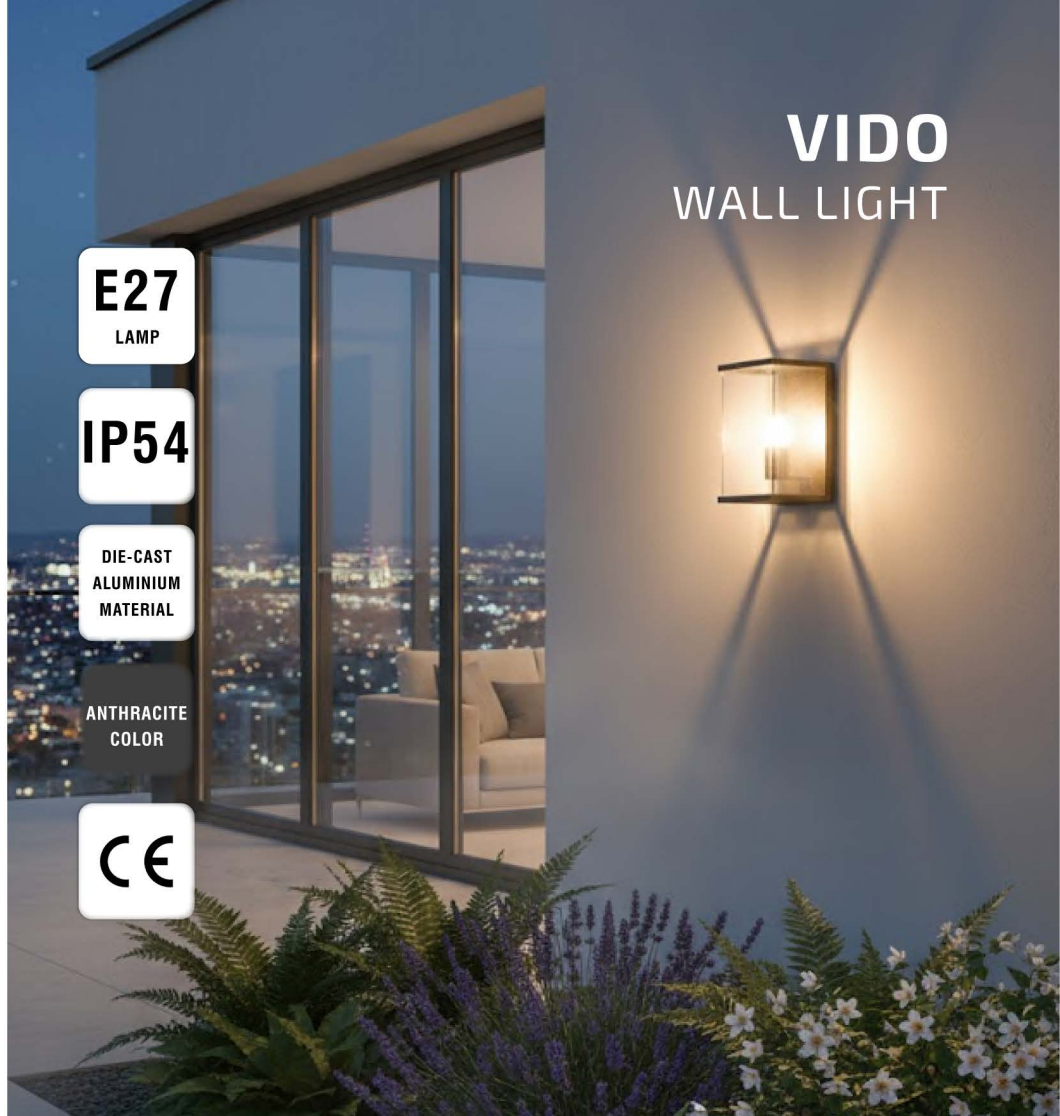
**E27**  
LAMP

**IP54**

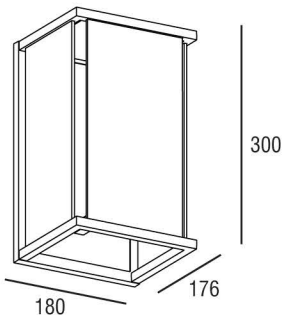
DIE-CAST  
ALUMINIUM  
MATERIAL

ANTHRACITE  
COLOR

**CE**



## DIMENSION (Unit mm.)



## ACCESSORY



Hex Wrench



Screw



+ Installation Manual

## SPECIFICATION

<b>Model</b>	: VIDO
<b>Item No.</b>	: 146103
<b>Light source</b>	: E27 (socket IP65)
<b>Power</b>	: MAX.15 WATT (A60)
<b>Material</b>	: Die-cast Aluminium
<b>Color</b>	: Anthracite
<b>Paint method</b>	: Outdoor UV Spray Powder
<b>Diffuser</b>	: Clear glass
<b>Adjustable</b>	: -
<b>IP</b>	: 54
<b>Driver Type</b>	: -
<b>Input Voltage</b>	: 220V-240V~ 50Hz
<b>Power factor</b>	: -
<b>Dimension (WxLxH)</b>	: 180×176×300 mm.

**UNIT PRICE : 4,700.-**

# VIDO WALL MAXI WALL LIGHT




**2xE27**  
LAMP

**IP54**

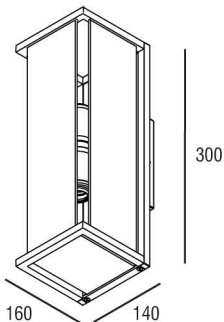
**DIE-CAST  
ALUMINIUM  
MATERIAL**

**ANTHRACITE  
COLOR**

**CE**



## DIMENSION (Unit mm.)



## ACCESSORY



Hex Wrench



Screw



+ Installation Manual

## SPECIFICATION

<b>Model</b>	:	VIDO WALL MAXI
<b>Item No.</b>	:	146203
<b>Light source</b>	:	2xE27 (socket IP65)
<b>Power</b>	:	MAX.15 WATT (A60)
<b>Material</b>	:	Die-cast Aluminium
<b>Color</b>	:	Anthracite
<b>Paint method</b>	:	Outdoor UV Spray Powder
<b>Diffuser</b>	:	Clear glass
<b>Adjustable</b>	:	-
<b>IP</b>	:	54
<b>Driver Type</b>	:	-
<b>Input Voltage</b>	:	220V-240V~ 50Hz
<b>Power factor</b>	:	-
<b>Dimension (WxLxH)</b>	:	140×160×300 mm.

**UNIT PRICE : 5,200.-**

# VIDO ULTRA WALL LIGHT

## WALL LIGHT



**E27**  
LAMP

**IP54**

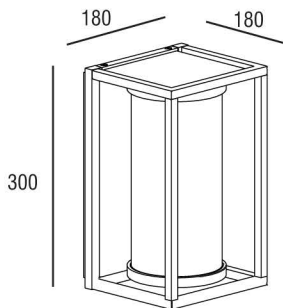
DIE-CAST  
ALUMINIUM  
MATERIAL

ANTHRACITE  
COLOR

CE



### DIMENSION (Unit mm.)



### ACCESSORY



Hex Wrench



Screw



+ Installation Manual

### SPECIFICATION

<b>Model</b>	:	VIDO ULTRA WALL LIGHT
<b>Item No.</b>	:	H3031-AN
<b>Light source</b>	:	E27 (socket IP65)
<b>Power</b>	:	MAX.15 WATT (A60)
<b>Material</b>	:	Die-cast Aluminium
<b>Color</b>	:	Anthracite
<b>Paint method</b>	:	Outdoor UV Spray Powder
<b>Diffuser</b>	:	Clear glass
<b>Adjustable</b>	:	-
<b>IP</b>	:	54
<b>Driver Type</b>	:	-
<b>Input Voltage</b>	:	220V-240V~ 50Hz
<b>Power factor</b>	:	-
<b>Dimension (WxLxH)</b>	:	180×180×300mm.

**UNIT PRICE : 4,700.-**

**NEW  
PRODUCT**



# LC-H3481 WALL LIGHT

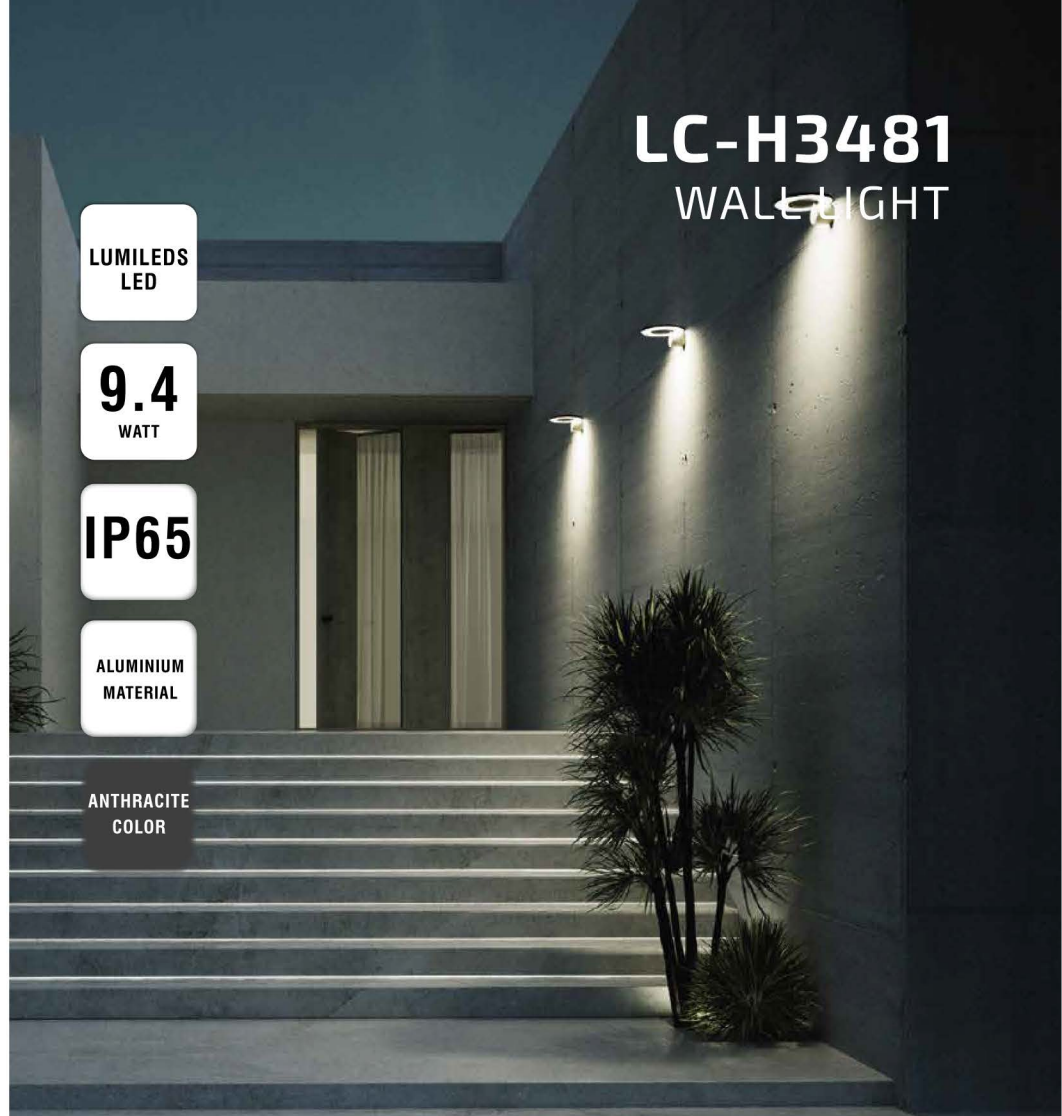
LUMILEDS  
LED

**9.4**  
WATT

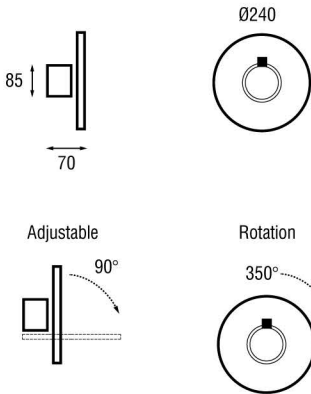
**IP65**

ALUMINIUM  
MATERIAL

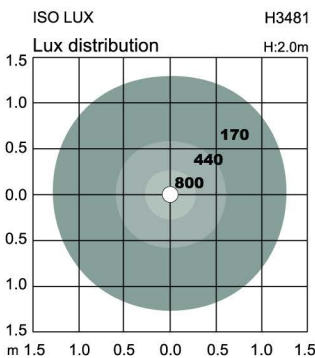
ANTHRACITE  
COLOR



## DIMENSION (Unit mm.)



## PHOTOMETRIC DATA



## SPECIFICATION

<b>Model</b>	: LC-H3481
<b>Light source</b>	: LED
<b>Power</b>	: 9.4W
<b>Lumen</b>	: 780 lm
<b>Lumen/Watt</b>	: 82 lm/W
<b>CCT</b>	: 3000K
<b>CRI</b>	: $\geq 80$
<b>Beam Angle</b>	: 105°
<b>Material</b>	: Die-cast Aluminium
<b>Color</b>	: Anthracite
<b>Paint method</b>	: Powder coating Polyester
<b>Diffuser</b>	: Frost polycarbonate
<b>Adjustable</b>	: Yes
<b>IP</b>	: 65
<b>Driver Type</b>	: Built-in Driver
<b>Input Voltage</b>	: 220-240Vac~50Hz
<b>Power Factor</b>	: 0.96
<b>Dimension (ØxH)</b>	: 240x70 mm.

## ACCESSORY



Hex Wrench



Plastic Plug



Rubber Stopper



Screw

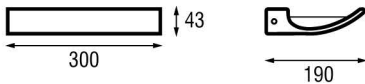
**+ Installation Manual**

**UNIT PRICE : xxxx.-**

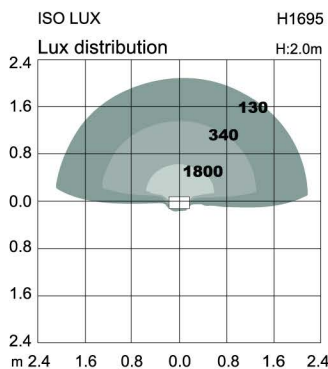
**NEW  
PRODUCT**



**DIMENSION (Unit mm.)**



**PHOTOMETRIC DATA**



LUMILEDS  
LED

**10**  
WATT

**IP65**

DIE-CAST  
ALUMINIUM  
MATERIAL

ANTHRACITE  
COLOR

# LC-H1695 WALL LIGHT

**SPECIFICATION**

<b>Model</b>	: LC-H1695
<b>Light source</b>	: LED
<b>Power</b>	: 10W
<b>Lumen</b>	: 1318 lm
<b>Lumen/Watt</b>	: 131 lm/W
<b>CCT</b>	: 3000K
<b>CRI</b>	: $\geq 80$
<b>Beam Angle</b>	: 112°
<b>Material</b>	: Die-cast Aluminium
<b>Color</b>	: Anthracite
<b>Paint method</b>	: Powder coating Polyester
<b>Diffuser</b>	: Tempered Clear Glass
<b>Adjustable</b>	: No
<b>IP</b>	: 65
<b>Driver Type</b>	: Built-in Driver
<b>Input Voltage</b>	: 220-240Vac~50Hz
<b>Power Factor</b>	: 0.96
<b>Dimension (WxLxH)</b>	: 300x190x43 mm.

**ACCESSORY**



Hex Wrench



Plastic Plug



Rubber Stopper



Screw

**+ Installation Manual**

**UNIT PRICE : xxxx.-**

**NEW  
PRODUCT**



# LC-H3415 WALL LIGHT

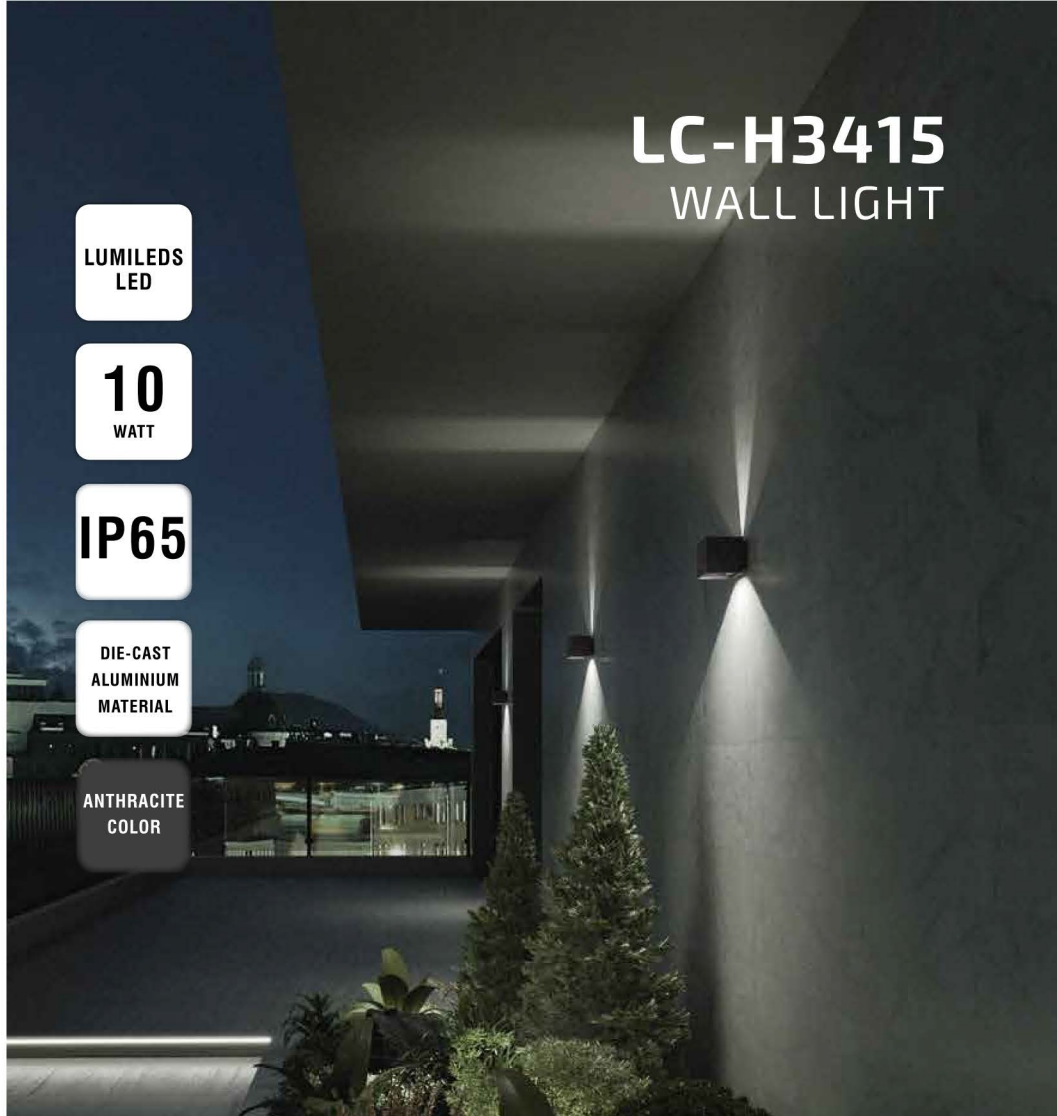
LUMILEDS  
LED

**10**  
WATT

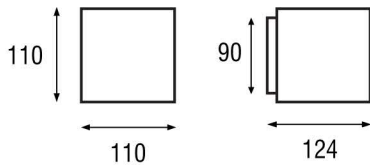
**IP65**

DIE-CAST  
ALUMINIUM  
MATERIAL

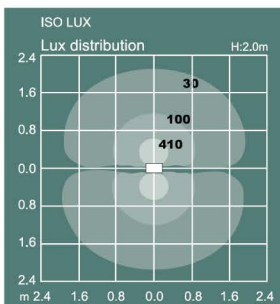
ANTHRACITE  
COLOR



## DIMENSION (Unit mm.)



## PHOTOMETRIC DATA



## SPECIFICATION

<b>Model</b>	: LC-H3415
<b>Light source</b>	: LED
<b>Power</b>	: 10W
<b>Lumen</b>	: 842 lm
<b>Lumen/Watt</b>	: 84 lm/W
<b>CCT</b>	: 3000K
<b>CRI</b>	: $\geq 80$
<b>Beam Angle</b>	: 104°
<b>Material</b>	: Die-cast Aluminium
<b>Color</b>	: Anthracite
<b>Paint method</b>	: Powder coating Polyester
<b>Diffuser</b>	: Tempered Clear Glass
<b>Adjustable</b>	: No
<b>IP</b>	: 65
<b>Driver Type</b>	: Built-in Driver
<b>Input Voltage</b>	: 220-240Vac~50Hz
<b>Power Factor</b>	: 0.96
<b>Dimension (WxLxH)</b>	: 110x110x124mm.

## ACCESSORY



Hex Wrench



Plastic Plug



Rubber Stopper




Screw

**+ Installation Manual**

**UNIT PRICE : xxxx.-**

LUC 



**STEP LIGHT**

# LC-WD-MB18-QVJ17

## STEPLIGHT



**CREE**  
CHIP LED

**3**  
WATT

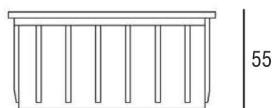
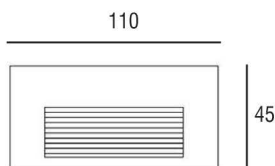
**IP65**

ALUMINIUM  
MATERIAL

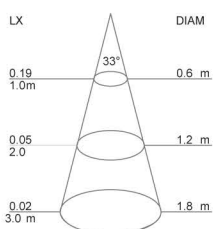
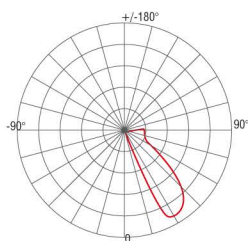
BLACK  
COLOR



### DIMENSION (Unit mm.)



### PHOTOMETRIC DATA



### SPECIFICATION

<b>Model</b>	: LC-WD-MB18-QJ17
<b>Light source</b>	: LED Chip
<b>Power</b>	: 3W
<b>Lumen</b>	: 300 lm
<b>Lumen/Watt</b>	: 100 lm/W
<b>CCT</b>	: 3000K
<b>CRI</b>	: >80
<b>Beam Angle</b>	: 33°
<b>Material</b>	: Aluminum+ glass
<b>Color</b>	: Black
<b>Paint method</b>	: Outdoor UV Spray Powder
<b>Optical cover</b>	: Safety glass lens
<b>Adjustable</b>	: -
<b>IP</b>	: 65
<b>Driver Type</b>	: Built-in Driver
<b>Input Voltage</b>	: 110-240V~50Hz
<b>Power factor</b>	: >0.96
<b>Dimension (WxLxH)</b>	: 110×55×H45 mm.
<b>Cut Out (WxLxH)</b>	: 110×43×50 mm.

**UNIT PRICE : 1,500.-**

# STEP LIGHT

## STEPLIGHT



**CREE**  
CHIP LED

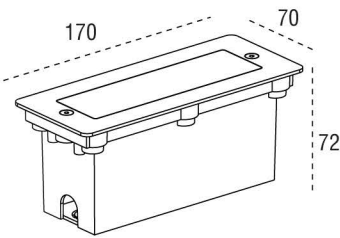
**3**  
WATT

**IP65**

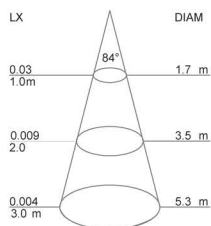
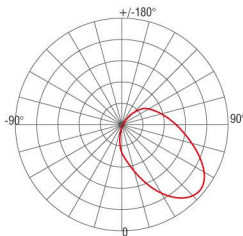
DIE-CAST  
ALUMINIUM  
MATERIAL

**CE**

### DIMENSION (Unit mm.)



### PHOTOMETRIC DATA



### SPECIFICATION

<b>Model</b>	:	STEP LIGHT
<b>Item No.</b>	:	279103-LED
<b>Light source</b>	:	LED Chip
<b>Power</b>	:	3W
<b>Lumen</b>	:	300 lm
<b>Lumen/Watt</b>	:	100 lm/W
<b>CCT</b>	:	3000K
<b>CRI</b>	:	>80
<b>Beam Angle</b>	:	84°
<b>Material</b>	:	304 grade stainless steel cover
<b>Color</b>	:	Stainless steel
<b>Paint method</b>	:	Outdoor UV Spray Powder
<b>Optical cover</b>	:	Frost PC diffuser
<b>Adjustable</b>	:	-
<b>IP</b>	:	65
<b>Driver Type</b>	:	Built-in Driver
<b>Input Voltage</b>	:	220-240V~50Hz
<b>Power factor</b>	:	>0.96
<b>Dimension (WxLxH)</b>	:	72×70×170 mm.

### ACCESSORY



Screw



Hex Wrench

**+ Installation Manual**

**UNIT PRICE : 4,000.-**

# TRICK STEPLIGHT

**CREE**

CHIP LED

**15**

WATT

**IP65**

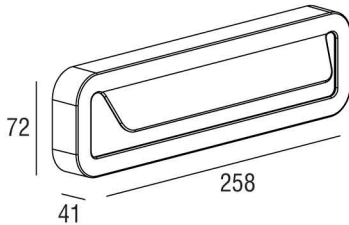
DIE-CAST  
ALUMINIUM  
MATERIAL

ANTHRACITE  
COLOR

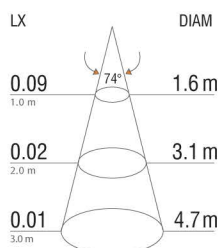
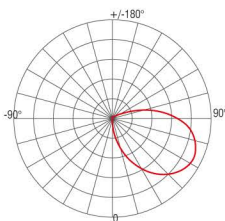
**CE**



## DIMENSION (Unit mm.)



## PHOTOMETRIC DATA



## SPECIFICATION

<b>Model</b>	:	TRICK
<b>Item No.</b>	:	1820103
<b>Light source</b>	:	LED Chip
<b>Power</b>	:	15W
<b>Lumen</b>	:	1500 lm
<b>Lumen/Watt</b>	:	100 lm/W
<b>CCT</b>	:	3000K
<b>CRI</b>	:	>80
<b>Beam Angle</b>	:	74°
<b>Material</b>	:	Die-cast Aluminium
<b>Color</b>	:	Anthracite
<b>Paint method</b>	:	Outdoor UV Spray Powder
<b>Optical cover</b>	:	Safety glass lens
<b>Adjustable</b>	:	-
<b>IP</b>	:	65
<b>Driver Type</b>	:	Built-in Driver
<b>Input Voltage</b>	:	220-240V~50Hz
<b>Power factor</b>	:	>0.96
<b>Dimension (WxLxH)</b>	:	41×258×72 mm.

## ACCESSORY



Hex Wrench



Screw



Plastic Plug



rubber stopper

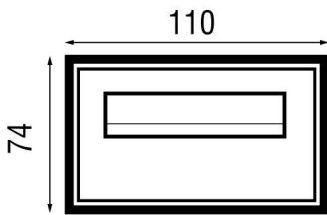
**+ Installation Manual**

**UNIT PRICE : 4,500.-**

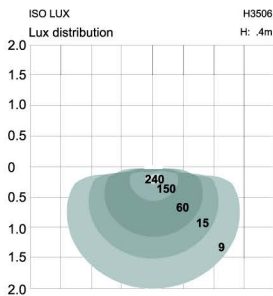
**NEW  
PRODUCT**



**DIMENSION (Unit mm.)**



**PHOTOMETRIC DATA**



**LC-H3506  
STEPLIGHT**

**LUMILEDS  
LED**

**4  
WATT**

**IP65**

**DIE-CAST  
ALUMINIUM  
MATERIAL**

**ANTHRACITE  
COLOR**

**SPECIFICATION**

<b>Model</b>	: LC-H3506
<b>Light source</b>	: LED
<b>Power</b>	: 4W
<b>Lumen</b>	: 267 lm
<b>Lumen/Watt</b>	: 67 lm/W
<b>CCT</b>	: 3000K
<b>CRI</b>	: $\geq 80$
<b>Beam Angle</b>	: 87°
<b>Material</b>	: Die-cast Aluminium
<b>Color</b>	: Anthracite
<b>Paint method</b>	: Powder coating
<b>Diffuser</b>	: Clear Polycarbonate
<b>Adjustable</b>	: No
<b>IP</b>	: 65
<b>Driver Type</b>	: Built-in Driver
<b>Input Voltage</b>	: 220-240Vac~50Hz
<b>Power factor</b>	: 0.96
<b>Dimension (WxH)</b>	: 110x74 mm.

**ACCESSORY**



Hex Wrench



Rubber Stopper



Plastic Plug



Screw

**+ Installation Manual**

**UNIT PRICE : XXXX.-**

LUC 



**STRONGEST  
LED IN GROUND  
ON THE MARKET**

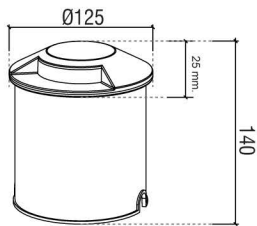


H121103  
(1660103)



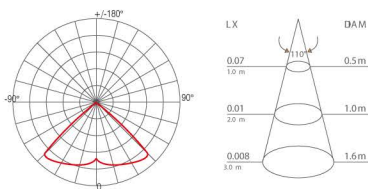
H121203

**DIMENSION (Unit mm.)**

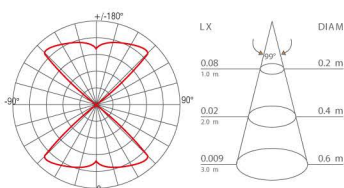


\*500kg static weight allowed

**PHOTOMETRIC DATA**



H121103



H121203



**H121103  
H121203  
INGROUND**

**CREE**  
CHIP LED

**7**  
WATT

**IP67**

**DIE-CAST  
ALUMINIUM  
MATERIAL**

**ANTHRACITE  
COLOR**

**CE**

**SPECIFICATION**

<b>Model</b>	:	H121103 , H121203
<b>Light source</b>	:	LED Chip
<b>Power</b>	:	1x7W
<b>Lumen</b>	:	700 lm
<b>Lumen/Watt</b>	:	100 lm/W
<b>CCT</b>	:	3000K
<b>CRI</b>	:	>80
<b>Beam Angle</b>	:	110° , 99°
<b>Material</b>	:	Die-cast Aluminium
<b>Color</b>	:	Anthracite
<b>Paint method</b>	:	UV Powder coating
<b>Optical cover</b>	:	Clear PC
<b>Adjustable</b>	:	-
<b>IP</b>	:	67
<b>Driver Type</b>	:	Built-in Driver
<b>Input Voltage</b>	:	220-240 VAC 50Hz
<b>Power factor</b>	:	>0.96
<b>Dimension (ØxH)</b>	:	Ø125×140 mm.

**MORE INFORMATION**



one side



two side

**UNIT PRICE : 5,200.-**



**CREE**

CHIP LED

**1**

WATT

**IP67**

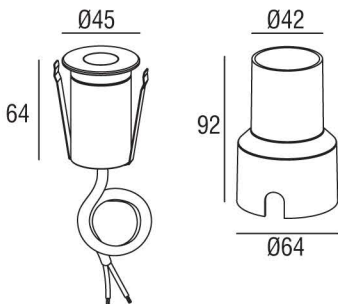
DIE-CAST  
ALUMINIUM  
MATERIAL

STAINLESS  
STEEL

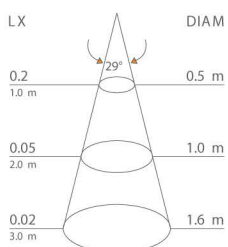
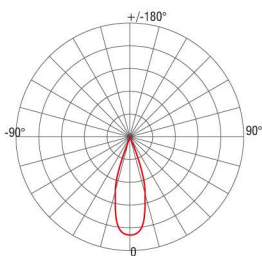
**CE**

**UP**  
INGROUND

**DIMENSION (Unit mm.)**



**PHOTOMETRIC DATA**



**SPECIFICATION**

<b>Model</b>	:	UP
<b>Item No.</b>	:	2190103
<b>Light source</b>	:	LED Chip
<b>Power</b>	:	1W
<b>Lumen</b>	:	100 lm
<b>Lumen/Watt</b>	:	100 lm/W
<b>CCT</b>	:	3000K
<b>CRI</b>	:	> 80
<b>Beam Angle</b>	:	29°
<b>Material</b>	:	304 grade stainless steel
<b>Color</b>	:	stainless steel
<b>Paint method</b>	:	-
<b>Optical cover</b>	:	Tempered frost glass
<b>Adjustable</b>	:	-
<b>IP</b>	:	67
<b>Driver Type</b>	:	Remote-Driver
<b>Input Voltage</b>	:	12Vdc
<b>Power factor</b>	:	> 0.96
<b>Dimension (ØxH)</b>	:	Ø45×64 mm.

**MORE INFORMATION**

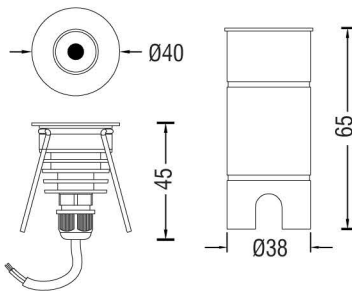


**UNIT PRICE : 2,700.-**

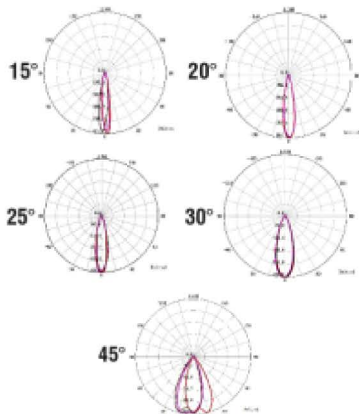
**RECOMMEND  
PRODUCT**



**DIMENSION (Unit mm.)**



**PHOTOMETRIC DATA**



# LC-UL-1001-0300-B INGROUND

**CREE**

CHIP LED

**3**

WATT

**IP67**

ALUMINIUM  
MATERIAL

STAINLESS  
STEEL  
316

**CE**

## SPECIFICATION

<b>Model</b>	:	LC-UL-1001-0300-B
<b>Light source</b>	:	LED Chip
<b>Power</b>	:	3W
<b>Lumen</b>	:	300 lm
<b>Lumen/Watt</b>	:	100 lm/W
<b>CCT</b>	:	3000K
<b>CRI</b>	:	>80
<b>Beam Angle</b>	:	15°, 20°, 25°, 30°, 45°
<b>Material</b>	:	Stainless Steel 316
<b>Color</b>	:	Stainless steel
<b>Paint method</b>	:	-
<b>Optical cover</b>	:	Step tempered glass
<b>Adjustable</b>	:	-
<b>IP</b>	:	67
<b>Driver Type</b>	:	Remote-Driver
<b>Input Voltage</b>	:	12Vdc
<b>Power factor</b>	:	>0.96
<b>Dimension (ØxH)</b>	:	Ø40×45 mm.

## ACCESSORY

### Mounting Sleeve

: Passivated (Anodizing)  
Aluminum CNC machined .Dark grey

### Clip


: With Aluminium spring that's for  
deck lights or ceiling lights  
application

## HOUSING



**UNIT PRICE : 3,000.-**

LUC 



# DRYUP ON GROUND



**CREE**

CHIP LED

**15**

WATT

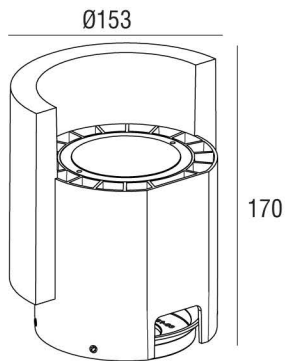
**IP65**

DIE-CAST  
ALUMINIUM  
MATERIAL

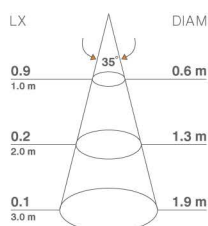
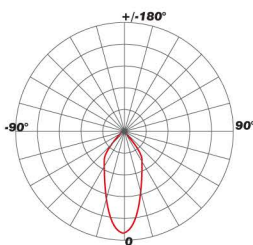
ANTHRACITE  
COLOR

**CE**

## DIMENSION (Unit mm.)



## PHOTOMETRIC DATA



## SPECIFICATION

<b>Model</b>	:	DRYUP
<b>Item No.</b>	:	H1281
<b>Light source</b>	:	LED Chip
<b>Power</b>	:	15W
<b>Lumen</b>	:	1500 lm
<b>Lumen/Watt</b>	:	100 lm/W
<b>CCT</b>	:	3000K
<b>CRI</b>	:	> 80
<b>Beam Angle</b>	:	35°
<b>Material</b>	:	Die-cast Aluminium
<b>Color</b>	:	Anthracite
<b>Paint method</b>	:	Outdoor UV Spray Powder
<b>Optical cover</b>	:	Safety glass lens
<b>Adjustable</b>	:	-
<b>IP</b>	:	65
<b>Driver Type</b>	:	Built-in Driver
<b>Input Voltage</b>	:	220-240V~50Hz
<b>Power factor</b>	:	>0.96
<b>Dimension (ØxH)</b>	:	Ø153×170 mm.

## ACCESSORY




+ Installation Manual

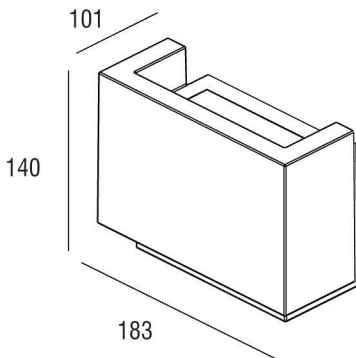
## OPTIONS




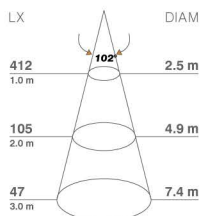
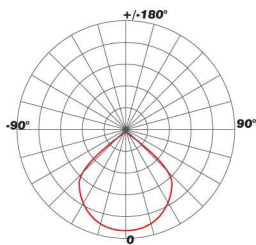
**UNIT PRICE : 8,600.-**



#### DIMENSION (Unit mm.)



#### PHOTOMETRIC DATA



# SLOT ON GROUND

**CREE**  
CHIP LED

**15**  
WATT

**IP65**

DIE-CAST  
ALUMINIUM  
MATERIAL

ANTHRACITE  
COLOR

**CE**

#### SPECIFICATION

<b>Model</b>	:	SLOT
<b>Item No.</b>	:	1800103
<b>Light source</b>	:	LED Chip
<b>Power</b>	:	15W
<b>Lumen</b>	:	1500 lm
<b>Lumen/Watt</b>	:	100 lm/W
<b>CCT</b>	:	3000K
<b>CRI</b>	:	>80
<b>Beam Angle</b>	:	102°
<b>Material</b>	:	Die-cast Aluminium
<b>Color</b>	:	Anthracite
<b>Paint method</b>	:	Outdoor UV Spray Powder
<b>Optical cover</b>	:	Safety glass lens
<b>Adjustable</b>	:	-
<b>IP</b>	:	65
<b>Driver Type</b>	:	Built-in Driver
<b>Input Voltage</b>	:	220-240V~50Hz
<b>Power factor</b>	:	>0.96
<b>Dimension (WxLxH)</b>	:	101×183×140 mm.

#### ACCESSORY



Stainless Steel  
Cable Gland



Screw



Plastic Plug



Hex Wrench

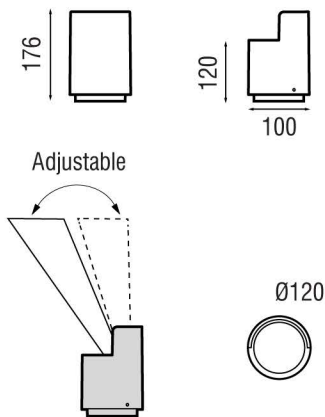
+ Installation Manual

**UNIT PRICE : 8,600.-**

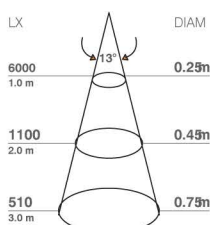
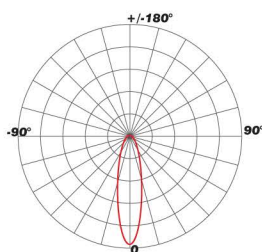
**NEW  
PRODUCT**



#### DIMENSION (Unit mm.)



#### PHOTOMETRIC DATA



# LC-H1285-LED ON GROUND

**CREE**  
CHIP LED

**8**  
WATT

**IP67**


DIE-CAST  
ALUMINIUM  
MATERIAL

ANTHRACITE  
COLOR

#### SPECIFICATION

Model	: LC-H1285-LED
Light source	: LED
Power	: 8W
Lumen	: 647 lm
Lumen/Watt	: 80 lm/W
CCT	: 3000K
CRI	: $\geq 80$
Beam Angle	: $13^\circ$
Material	: Die-cast Aluminium
Color	: Anthracite
Paint method	: Powder coating Polyester powder
Diffuser	: Tempered Clear Glass
Adjustable	: Yes
IP	: 67
Driver Type	: Built-in Driver
Input Voltage	: 220-240Vac~50Hz
Power Factor	: 0.96
Dimension (ØxH)	: 120x176 mm.

#### ACCESSORY



Hex Wrench

Plastic Plug

Screw

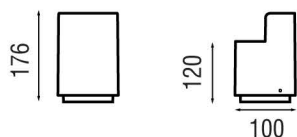
+ Installation Manual

**UNIT PRICE : x,xxx.-**

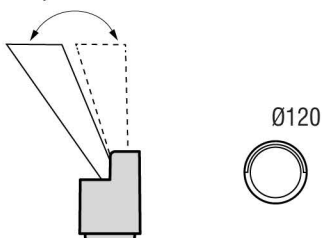
**NEW  
PRODUCT**



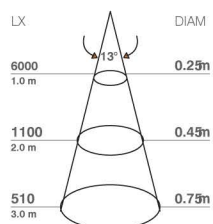
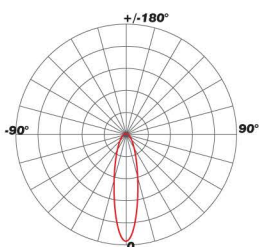
#### DIMENSION (Unit mm.)



Adjustable



#### PHOTOMETRIC DATA



# LC-H1285-GU10 ON GROUND

**GU10  
LAMP**

**IP67**

**DIE-CAST  
ALUMINIUM  
MATERIAL**

**ANTHRACITE  
COLOR**

#### SPECIFICATION

<b>Model</b>	: LC-H1285-GU10
<b>Light source</b>	: 1 x GU10
<b>Beam Angle</b>	: N/A
<b>Material</b>	: Die-cast Aluminium
<b>Color</b>	: Anthracite
<b>Paint method</b>	: Powder coating Polyester powder
<b>Diffuser</b>	: Tempered Clear Glass
<b>Adjustable</b>	: Yes
<b>IP</b>	: 67
<b>Driver Type</b>	: Built-in Driver
<b>Input Voltage</b>	: 220-240Vac~50Hz
<b>Power Factor</b>	: 0.96
<b>Dimension (ØxH)</b>	: 120x176 mm.

#### ACCESSORY



Hex Wrench

Plastic Plug

Screw

+ Installation Manual

#### LED REPLACEMENT

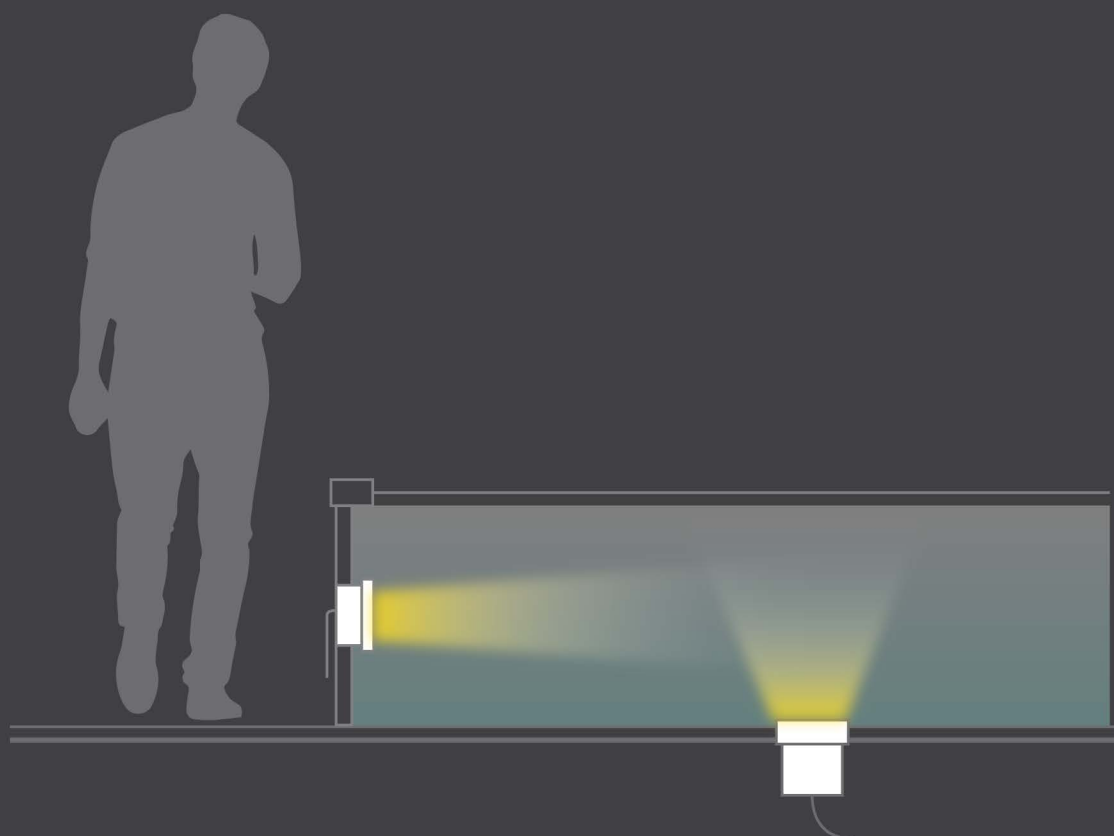


1 x GU10

**Note: The lamp can be replaced with a new bulb.**

**UNIT PRICE : x,xxx.-**

LUC 



**UNDERWATER LIGHT**

# LC-U1-7481

## UNDERWATER LIGHT



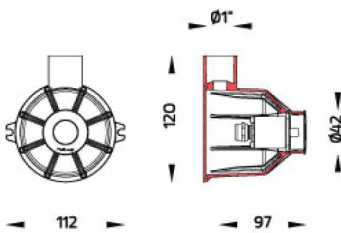
LED

2.1  
WATT

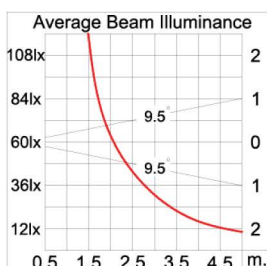
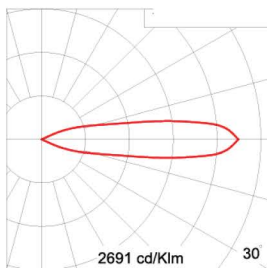
IP68

MARINE  
GRADE 316  
MATERIAL

### DIMENSION (Unit mm.)



### PHOTOMETRIC DATA



### SPECIFICATION

<b>Model</b>	: LC-U1-7481
<b>Light source</b>	: LED Chip
<b>Power</b>	: 2.1W
<b>Lumen</b>	: 190 lm
<b>Lumen/Watt</b>	: 90 lm/W
<b>CCT</b>	: 3000K
<b>CRI</b>	: >80
<b>Beam Angle</b>	: 19°
<b>Material</b>	: Stainless Steel 316
<b>Color</b>	: Stainless Steel
<b>Paint method</b>	: -
<b>Optical cover</b>	: Molded PC lens
<b>Adjustable</b>	: -
<b>IP</b>	: 68
<b>Driver Type</b>	: Remote Driver
<b>Input Voltage</b>	: 700mA, 2.98Vdc, Uin max 50Vdc
<b>Power factor</b>	: >0.96
<b>Dimension (ØxH)</b>	: Ø42×97 mm.

### ACCESSORY



LED Constant  
Current Driver  
700mA 4W. In IP67  
GFR Polymer Box

IP68  
"Series-Wiring LED"  
Distribution Box  
for 1-3 Luminaires.

Housing

**UNIT PRICE : xx,xxx.-**

# LC-U1-7480

## UNDERWATER LIGHT



**LED**

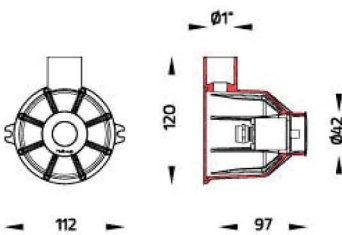
**3.3**  
WATT

**IP68**

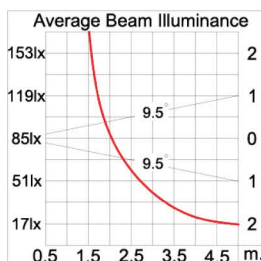
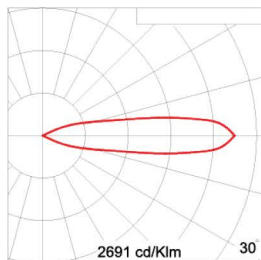
MARINE  
GRADE 316  
MATERIAL



### DIMENSION (Unit mm.)



### PHOTOMETRIC DATA



### SPECIFICATION

<b>Model</b>	:	LC-U1-7480
<b>Light source</b>	:	LED Chip
<b>Power</b>	:	3.3W
<b>Lumen</b>	:	300 lm
<b>Lumen/Watt</b>	:	90 lm/W
<b>CCT</b>	:	3000K
<b>CRI</b>	:	>80
<b>Beam Angle</b>	:	28°
<b>Material</b>	:	Stainless Steel 316
<b>Color</b>	:	Stainless Steel
<b>Paint method</b>	:	-
<b>Optical cover</b>	:	Molded PC lens
<b>Adjustable</b>	:	-
<b>IP</b>	:	68
<b>Driver Type</b>	:	Remote Driver
<b>Input Voltage</b>	:	12Vdc/24Vdc
<b>Power factor</b>	:	>0.96
<b>Dimension (ØxH)</b>	:	Ø42×97 mm.

### ACCESSORY



LED Constant Voltage Driver  
12Vdc 10W. In IP67  
GFR Polymer Box



IP68 "Series-Wiring LED"  
Distribution Box  
for 1-3 Luminaires.



Housing

**UNIT PRICE : 7,800.-**

# LC-U1-7416

## UNDERWATER LIGHT

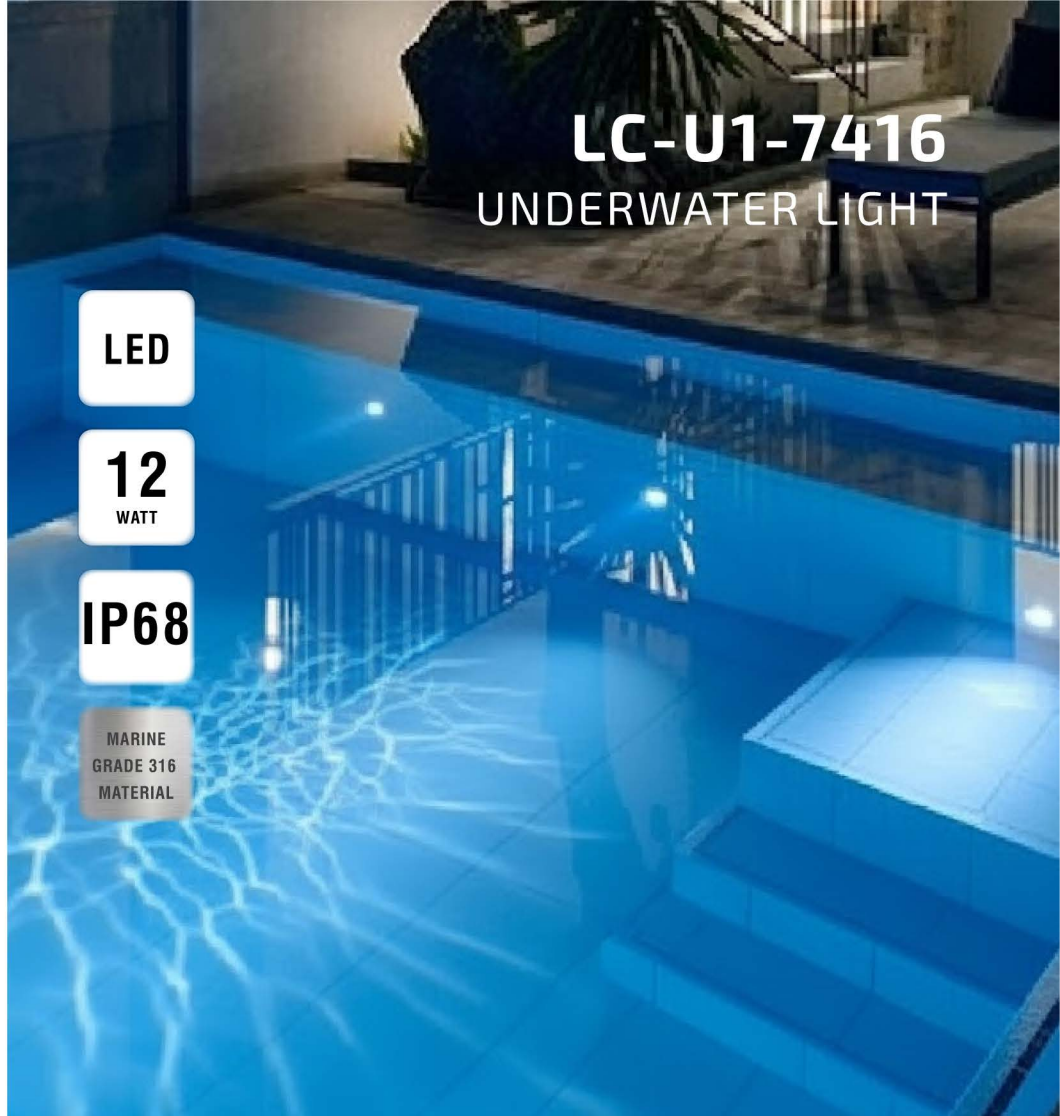


**LED**

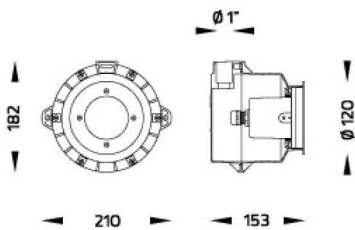
**12**  
WATT

**IP68**

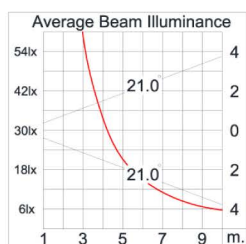
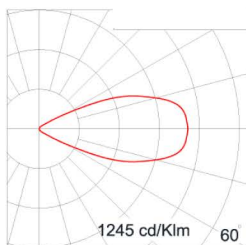
MARINE  
GRADE 316  
MATERIAL



### DIMENSION (Unit mm.)



### PHOTOMETRIC DATA



### SPECIFICATION

<b>Model</b>	:	LC-U1-7416
<b>Light source</b>	:	LED Chip
<b>Power</b>	:	12W
<b>Lumen</b>	:	900 lm
<b>Lumen/Watt</b>	:	60 lm/W
<b>CCT</b>	:	3000K
<b>CRI</b>	:	>80
<b>Beam Angle</b>	:	42°
<b>Material</b>	:	Stainless Steel 316
<b>Color</b>	:	Stainless Steel
<b>Paint method</b>	:	-
<b>Optical cover</b>	:	Molded PC lens
<b>Adjustable</b>	:	-
<b>IP</b>	:	68
<b>Driver Type</b>	:	Remote Driver
<b>Input Voltage</b>	:	24Vdc
<b>Power factor</b>	:	>0.96
<b>Dimension (ØxH)</b>	:	Ø120 × 153mm.

### ACCESSORY



Gel-Filled IP68  
Connector for  
Through Wiring Cable  
Diameter 6.5 - 12mm.



LED Constant Voltage  
Driver 24Vdc

**UNIT PRICE : 13,000.-**

# LC-U1-5980

## UNDERWATER LIGHT

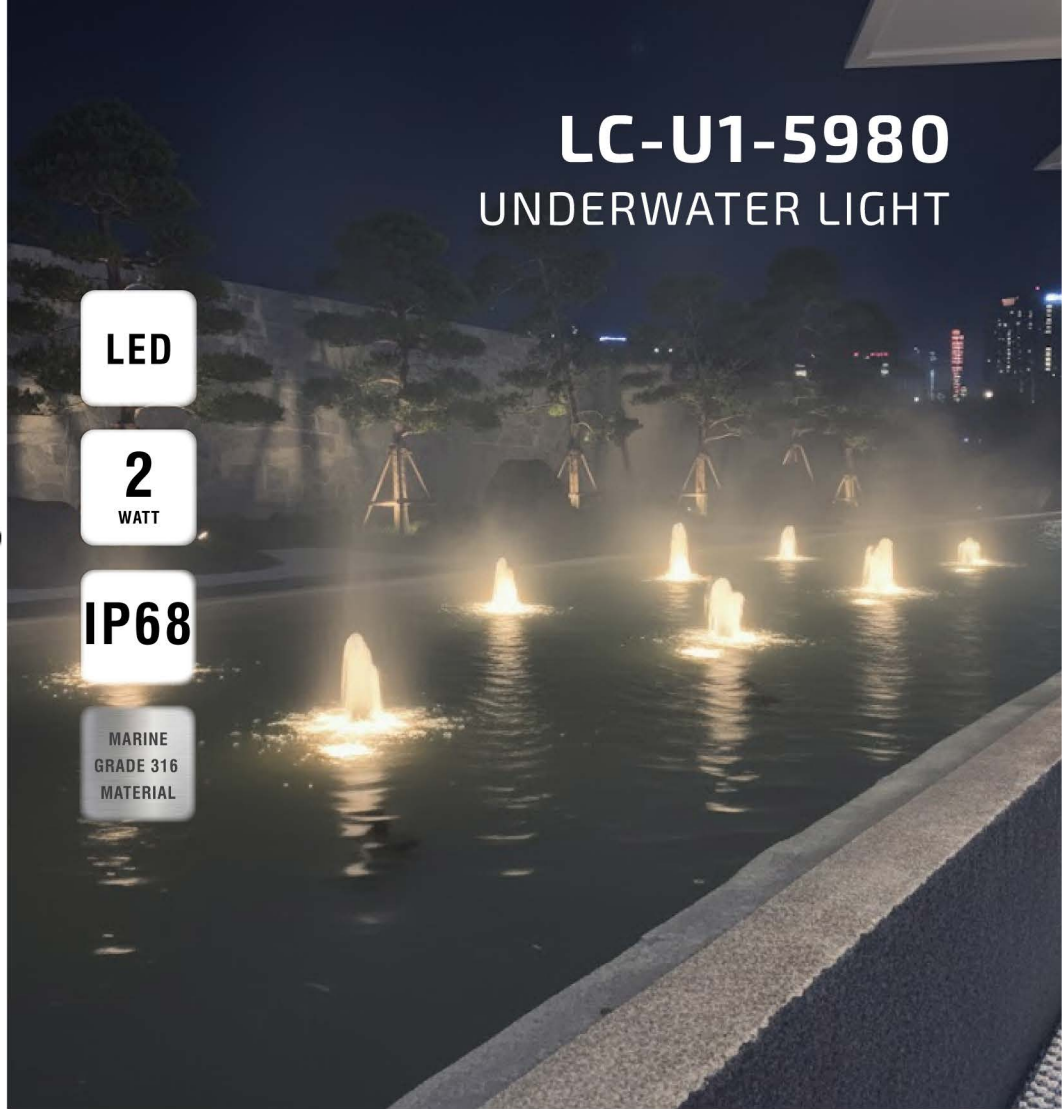


LED

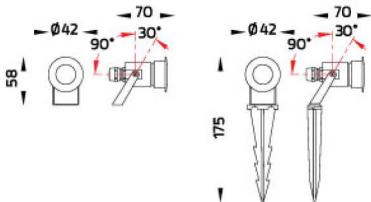
2  
WATT

IP68

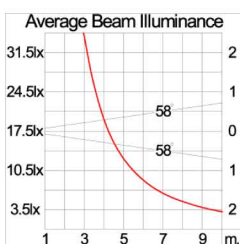
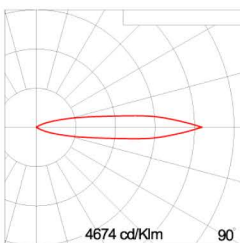
MARINE  
GRADE 316  
MATERIAL



### DIMENSION (Unit mm.)



### PHOTOMETRIC DATA



### SPECIFICATION

Model	: LC-U1-5980
Light source	: LED Chip
Power	: 2W
Lumen	: 190 lm
Lumen/Watt	: 90 lm/W
CCT	: 3000K
CRI	: >90
Beam Angle	: 15°
Material	: Stainless Steel 316
Color	: Stainless Steel
Paint method	: -
Optical cover	: Molded PC lens
Adjustable	: -
IP	: 68
Driver Type	: Remote Driver
Input Voltage	: 700mA, 2.98Vdc, Uin max 50Vdc
Power factor	: >0.96
Dimension (ØxH)	: Ø42×97 mm.

### ACCESSORY



LED Constant Current  
Driver 700mA 4W.  
In IP67 GFR Polymer  
Box (On-Off)



IP68  
"Series-Wiring LED"  
Distribution Box  
for 1-3Luminaires.

UNIT PRICE : xx,xxx.-

# LC-U1-7417

## UNDERWATER LIGHT

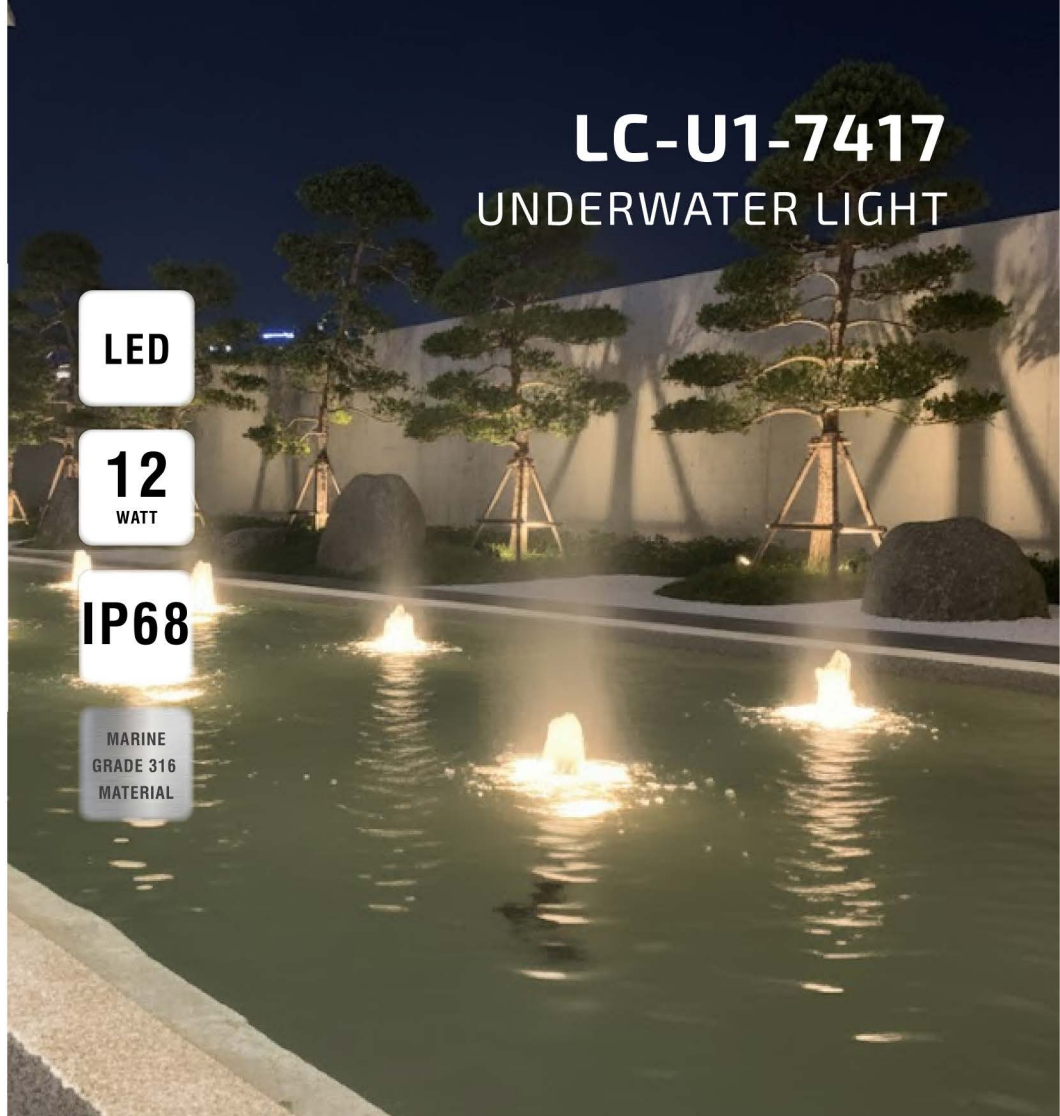


LED

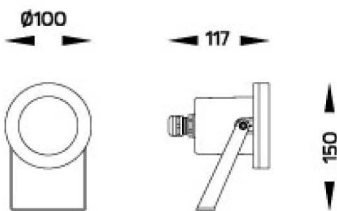
12  
WATT

IP68

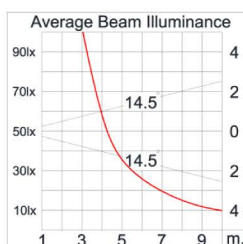
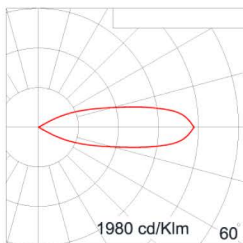
MARINE  
GRADE 316  
MATERIAL



### DIMENSION (Unit mm.)



### PHOTOMETRIC DATA



### SPECIFICATION

Model	: LC-U1-7417
Light source	: LED Chip
Power	: 12W
Lumen	: 900 lm
Lumen/Watt	: 60 lm/W
CCT	: 3000K
CRI	: >80
Beam Angle	: 42°
Material	: Stainless Steel 316
Color	: Stainless Steel
Paint method	: -
Optical cover	: Molded PC lens
Adjustable	: Yes
IP	: 68
Driver Type	: Remote Driver
Input Voltage	: 24Vdc
Power factor	: >0.96
Dimension (ØxH)	: Ø100×117mm.

### ACCESSORY



Gel-Filled IP68  
Connector for  
Through Wiring Cable  
Diameter 6.5 - 12mm.



LED Constant Voltage  
Driver 24Vdc

**UNIT PRICE : 12,000.-**

LUC 



**LED STRIP LIGHT**



**LED**

**4.8**  
WATT

**IP20**

# LC-LED STRIP-4.8W

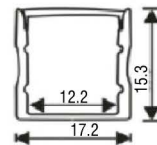

## LED STRIP LIGHT



### SPECIFICATION

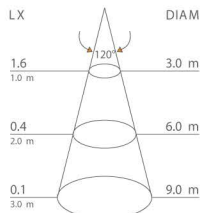
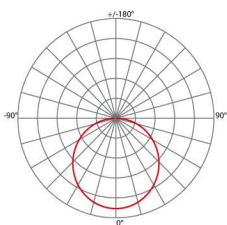
<b>Light source</b>	:	3528 SMD LED
<b>LED Quantity</b>	:	30 pcs. LED/m.
<b>Power</b>	:	14.4W
<b>Input Voltage</b>	:	12V DC
<b>Package</b>	:	5m. / Reel
<b>CRI</b>	:	>90
<b>Beam Angle</b>	:	120°
<b>CCT</b>	:	3000K

### ACCESSORY

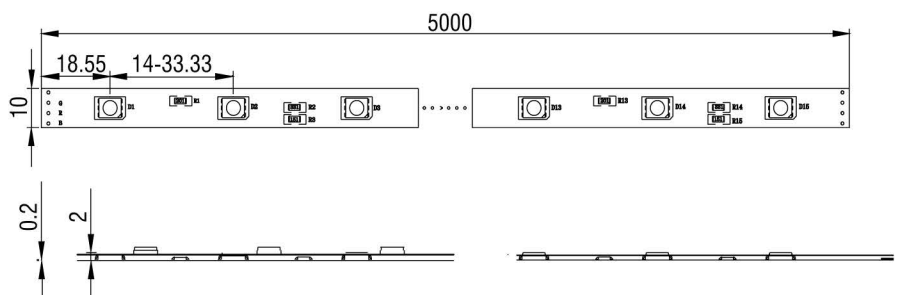


Model : Y-A004-f Tail Aluminium Track  
Prmma Opal Matte Diffuser L :1m.

### PHOTOMETRIC DATA



### DIMENSION (Unit mm.)



**UNIT PRICE : xxxx.-**

# LC-LED STRIP-7.2W

## LED STRIP LIGHT

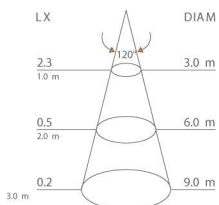
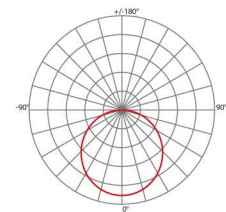
LED

7.2  
WATT

IP67



### PHOTOMETRIC DATA



### SPECIFICATION

<b>Light source</b>	: 5050 SMD LED
<b>LED Quantity</b>	: 30 pcs. LED/m.
<b>Power</b>	: 7.2W
<b>Input Voltage</b>	: 12Vdc
<b>Package</b>	: 5m. / Reel
<b>CRI</b>	: >90
<b>Beam Angle</b>	: 120°

### ACCESSORY

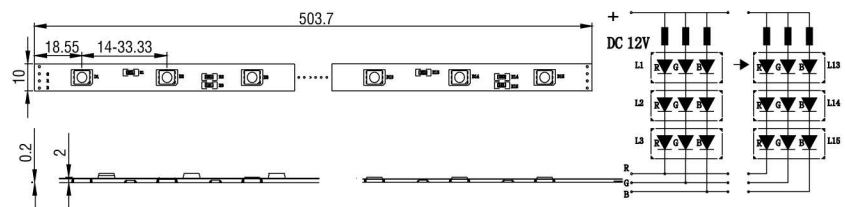


MODEL : Aluminium C Tack L : 1 m.



Y-A002-F Aluminium cover L : 1 m.

### DIMENSION (Unit mm.)



Item No.	CCT	Unit Price
LC-GL-S5050W-30	5000K - 7000K	600.-
LC-GL-S5050WW-30	2500K - 3500K	600.-
LC-GL-S5050RGB-30	RGB	800.-

UNIT PRICE : xxxx.-

# LC-LED STRIP-14.4W

## LED STRIP LIGHT

**LED**

**14.4**  
WATT/m

**IP67**

### SPECIFICATION

<b>Light source</b>	: 5050 SMD LED
<b>LED Quantity</b>	: 60 pcs. LED/m.
<b>Power</b>	: 14.4W
<b>Input Voltage</b>	: 12Vdc
<b>Package</b>	: 5m. / Reel
<b>CRI</b>	: >90
<b>Beam Angle</b>	: 120°

### ACCESSORY



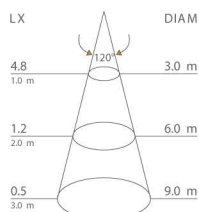
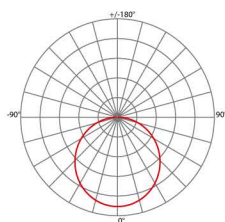
MODEL : Aluminium C Tack L : 1 m.



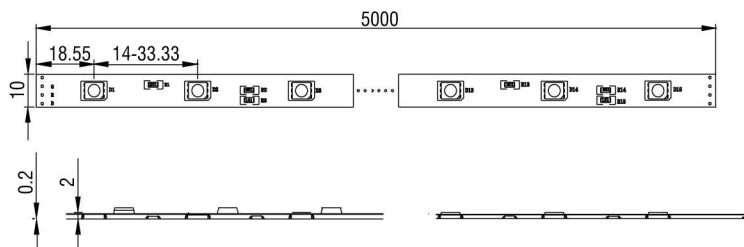
Y-A002-F Aluminium cover L : 1 m.



### PHOTOMETRIC DATA



### DIMENSION (Unit mm.)



Item No.	CCT	Unit Price
LC-GL-S5050W-60	6500K	800.-
LC-GL-S5050CW-60	4000K	800.-
LC-GL-S5050WW-60	3000K	800.-
LC-GL-S5050RGB-60	RGB	1,000.-

**UNIT PRICE : xxxx.-**

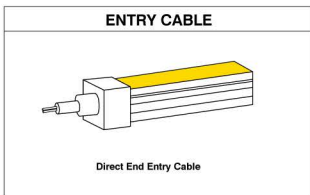
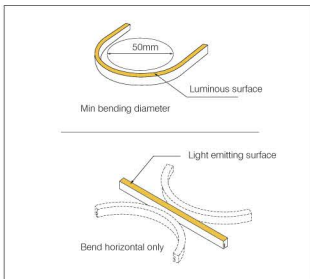

# LC-LED Neon Flex 6×12mm.

## LED STRIP LIGHT

**LED**

**6**  
WATT/m

**IP67**



### SPECIFICATION

<b>Watt</b>	: 6W/m.
<b>Light source</b>	: LED
<b>Lumen</b>	: 179 lm/m.
<b>Lumen/Watt</b>	: 29.8 lm/W
<b>CCT</b>	: 3000K
<b>CRI</b>	: > 80
<b>Beam Angle</b>	: 120°
<b>Material</b>	: Silicone
<b>IP</b>	: 67
<b>Driver Type</b>	: Remote Driver
<b>Input Voltage</b>	: 24Vdc
<b>Dimension (WxLxH) mm.</b>	: 6 x 5000 x 12 mm.
<b>Cutting (mm.)</b>	: 50 mm.

### ACCESSORY



1 x Stainless steel rail locking clip  
Snake bone L: 1m

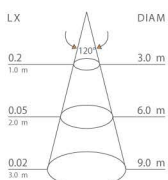
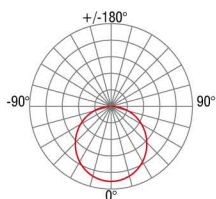


End Cap

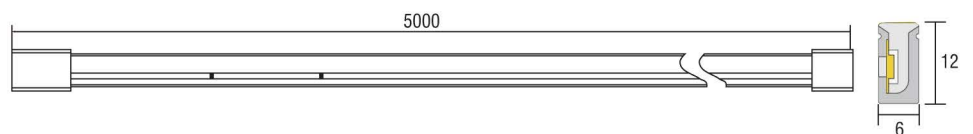


Cliplock

### PHOTOMETRIC DATA



### DIMENSION (Unit mm.)



**UNIT PRICE : xxxx.-**

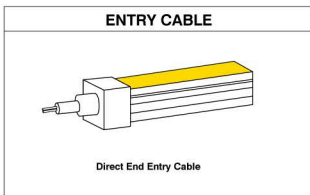
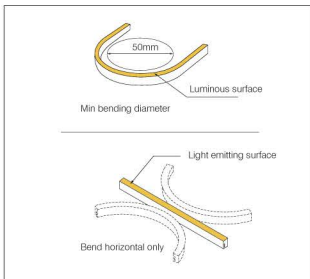
# LC-LUX-N0612V24-CV N0612 SIDE VIEW

## LED STRIP LIGHT

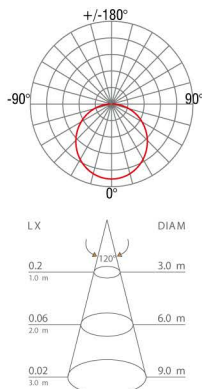
**LED**

**10**  
WATT/m

**IP67**



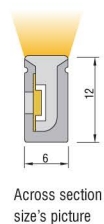
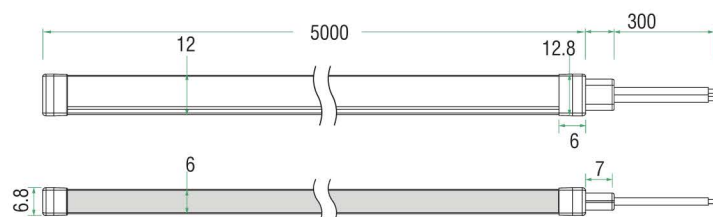
### PHOTOMETRIC DATA




### SPECIFICATION

<b>Watt</b>	: 10W/m.
<b>Light source</b>	: 2835 SMD LED
<b>Lumen</b>	: 299 lm/m.
<b>Lumen/Watt</b>	: 29.9 lm/W
<b>CCT</b>	: 3000K
<b>CRI</b>	: > 80
<b>Beam Angle</b>	: 120°
<b>Material</b>	: Silicone
<b>IP</b>	: 67
<b>Driver Type</b>	: Remote Driver
<b>Input Voltage</b>	: 24Vdc
<b>Dimension (WxLxH) mm.</b>	: 6 x 5000 x 12 mm.
<b>Cutting (mm.)</b>	: 50 mm.


### DIMENSION (Unit mm.)



### ACCESSORY



### CUTTING MARK



The bottom of the led strip has transparent window, the black marker is the cutting position

**UNIT PRICE : xxxx.-**

LUCIE



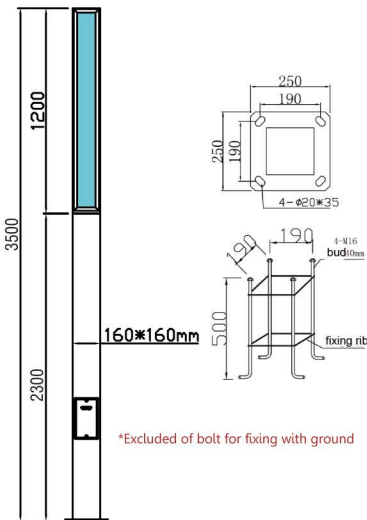
GARDEN LIGHT




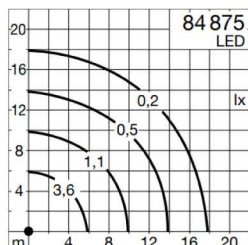
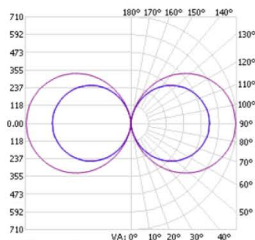
SPECIAL TYPE



DIMENSION (Unit mm.)



PHOTOMETRIC DATA



OSRAM  
CHIP LED

50  
WATT

IP65

ALUMINIUM  
MATERIAL

MATT  
ANTHRACITE  
COLOR

MW  
MEAN WELL  
DRIVER

LC-WD-T1098  
WHITE OIL GLASS  
GARDEN LIGHT

SPECIFICATION

<b>Model</b>	:	LC-WD-T1098 WHITE OIL GLASS
<b>Light source</b>	:	Osram LED
<b>Power</b>	:	50W
<b>Lumen</b>	:	6300 lm
<b>Lumen/Watt</b>	:	126 lm/W
<b>CCT</b>	:	3000K
<b>CRI</b>	:	>80
<b>Beam Angle</b>	:	N/A
<b>Material</b>	:	Aluminium
<b>Color</b>	:	Matt Anthracite (V322401S)
<b>Paint method</b>	:	Outdoor UV Spray Powder
<b>Optical cover</b>	:	White Oil Tempered Glass
<b>Adjustable</b>	:	No
<b>IP</b>	:	65
<b>Driver Type</b>	:	Internal Driver
<b>Surge Protection</b>	:	6kV
<b>Input Voltage</b>	:	100-240 VAC 50Hz
<b>Power factor</b>	:	>0.96
<b>Dimension (WxLxH)</b>	:	160x160x3500 mm.
<b>Total Height</b>	:	3500 mm.

UNIT PRICE : 35,000.-



SPECIAL TYPE



# LC-WD-T1098-PEAR PATTERN GLASS

GARDEN LIGHT

OSRAM

CHIP LED

50

WATT

IP65

ALUMINIUM MATERIAL

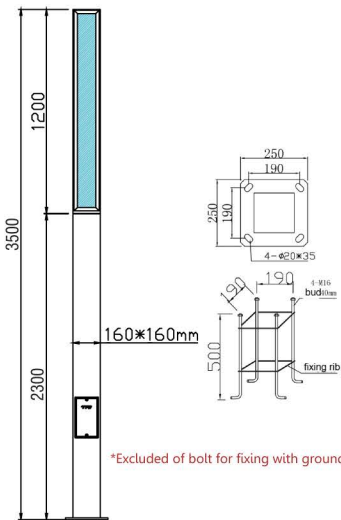
MATT ANTHRACITE COLOR

MW MEAN WELL

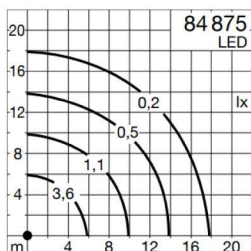
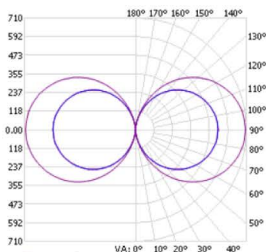
DRIVER



## DIMENSION (Unit mm.)



## PHOTOMETRIC DATA



## SPECIFICATION

<b>Model</b>	: LC-WD-T1098-PEAR PATTERN GLASS
<b>Light source</b>	: Osram LED
<b>Power</b>	: 50W
<b>Lumen</b>	: 6300 lm
<b>Lumen/Watt</b>	: 126 lm/W
<b>CCT</b>	: 3000K
<b>CRI</b>	: >80
<b>Beam Angle</b>	: N/A
<b>Material</b>	: Aluminium
<b>Color</b>	: Matt Anthracite (V322401S)
<b>Paint method</b>	: Outdoor UV Spray Powder
<b>Optical cover</b>	: Pear Pattern glass
<b>Adjustable</b>	: No
<b>IP</b>	: 65
<b>Driver Type</b>	: Internal Driver
<b>Surge Protection</b>	: 6kV
<b>Input Voltage</b>	: 100-240 VAC 50Hz
<b>Power factor</b>	: >0.96
<b>Dimension (WxLxH)</b>	: 160x160x3500 mm.
<b>Total Height</b>	: 3500 mm.

UNIT PRICE : xx,xxx.-



**ECO**



**LED  
T5  
LAMP**

**56  
WATT**

**IP65**

**GALVANIZED  
STEEL  
MATERIAL**

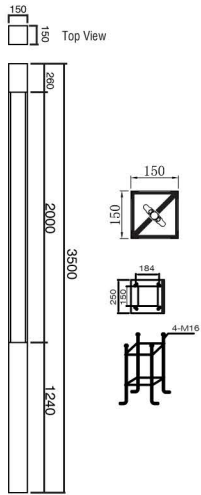
**MATT  
ANTHRACITE  
COLOR**

**UV  
Powder  
coating**

# LC-WD-T1516 GARDEN LIGHT

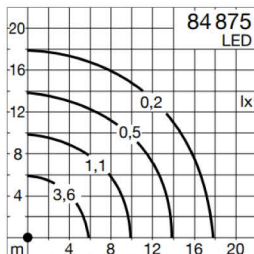
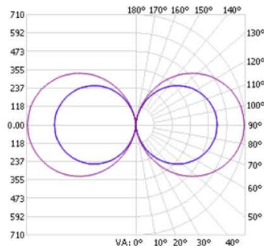


## DIMENSION (Unit mm.)



\*Excluded of bolt for fixing with ground

## PHOTOMETRIC DATA



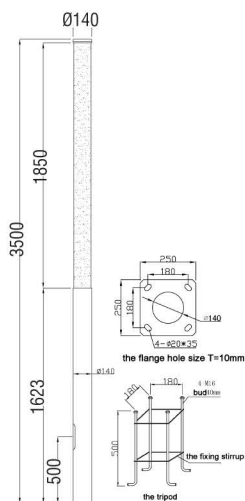
## SPECIFICATION

<b>Model</b>	: LC-WD-T1516
<b>Light source</b>	: LED T5 4×14Watt (2sides, each side 2 pcs)
<b>Power</b>	: 56W
<b>Lumen</b>	: 4×1200 lm ≈ 4800lm
<b>Lumen/Watt</b>	: 85 lm/W
<b>CCT</b>	: 3000K
<b>CRI</b>	: >80
<b>Beam Angle</b>	: N/A
<b>Material</b>	: Galvanized steel
<b>Color</b>	: Matt Anthracite (V322401S)
<b>Paint method</b>	: Outdoor UV Spray Powder
<b>Optical cover</b>	: Opal acrylic
<b>Adjustable</b>	: No
<b>IP</b>	: 65
<b>Driver Type</b>	: Internal Driver
<b>Surge Protection</b>	: 6kV
<b>Input Voltage</b>	: 100-240 VAC 50Hz
<b>Power factor</b>	: >0.5
<b>Dimension (WxLxH)</b>	: 150×150×3500 mm.
<b>Total Height</b>	: 3500 mm.

**UNIT PRICE : 15,000.-**

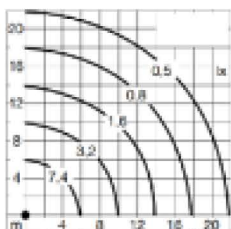
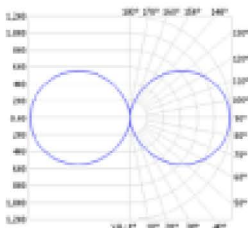


### DIMENSION (Unit mm.)



\*Excluded of bolt for fixing with ground

### PHOTOMETRIC DATA



- LED T5 LAMP
- 72 WATT
- IP65
- ALUMINIUM MATERIAL
- MATT ANTHRACITE COLOR
- UV Powder coating



## LC-WD-T124F GARDEN LIGHT

### SPECIFICATION

<b>Model</b>	: LC-WD-T124F
<b>Light source</b>	: 6 x LED T5 12W
<b>Power</b>	: 72W
<b>Lumen</b>	: 6840 lm
<b>Lumen/Watt</b>	: 95 lm/W
<b>CCT</b>	: 3000K
<b>CRI</b>	: >80
<b>Beam Angle</b>	: 360°
<b>Material</b>	: Aluminum
<b>Color</b>	: Matt Anthracite (V322401S)
<b>Paint method</b>	: Outdoor UV Spray Powder
<b>Optical cover</b>	: Polycarbonate
<b>Adjustable</b>	: No
<b>IP</b>	: 65
<b>Driver Type</b>	: Internal Driver
<b>Surge Protection</b>	: 6kV
<b>Input Voltage</b>	: 100-240 VAC 50Hz
<b>Power factor</b>	: >0.5
<b>Dimension (ØxH)</b>	: Ø140×3500 mm.
<b>Total Height</b>	: 3500 mm.

**UNIT PRICE : 19,800.-**

# LC-WD-T317

## GARDEN LIGHT



bridgelux

CHIP LED

50

WATT

IP65

ALUMINIUM  
MATERIAL

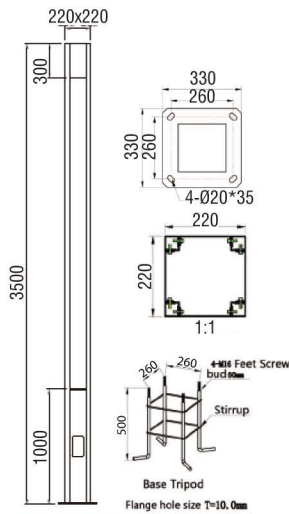
MATT  
ANTHRACITE  
COLOR

MW  
MEAN WELL

DRIVER

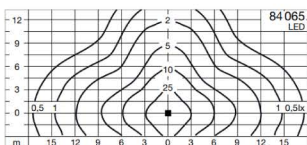
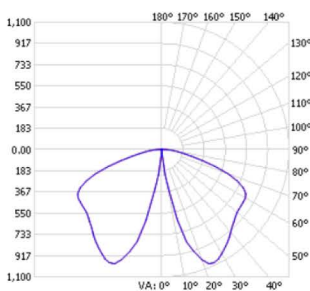


### DIMENSION (Unit mm.)



\*Excluded of bolt for fixing with ground

### PHOTOMETRIC DATA



### SPECIFICATION

<b>Model</b>	:	LC-WD-T317
<b>Light source</b>	:	Bridgelux LED
<b>Power</b>	:	50W
<b>Lumen</b>	:	5000 lm
<b>Lumen/Watt</b>	:	100 lm/W
<b>CCT</b>	:	3000K
<b>CRI</b>	:	>80
<b>Beam Angle</b>	:	N/A
<b>Material</b>	:	Aluminum
<b>Color</b>	:	Matt Anthracite (V322401S)
<b>Paint method</b>	:	Outdoor UV Spray Powder
<b>Optical cover</b>	:	Polycarbonate
<b>Adjustable</b>	:	No
<b>IP</b>	:	65
<b>Driver Type</b>	:	Internal Driver
<b>Surge Protection</b>	:	6kV
<b>Input Voltage</b>	:	100-240 VAC 50Hz
<b>Power factor</b>	:	>0.96
<b>Dimension (WxLxH)</b>	:	220×220×H3500mm.
<b>Total Height</b>	:	3500 mm.

Note : MEA Test Certified


### MORE INFORMATION



COB LED 50W



LENS LED



**UNIT PRICE : 27,500.-**

# LC-YL-T411A

## GARDEN LIGHT



**CREE**

CHIP LED

**45**

WATT

**IP65**

ALUMINIUM  
MATERIAL

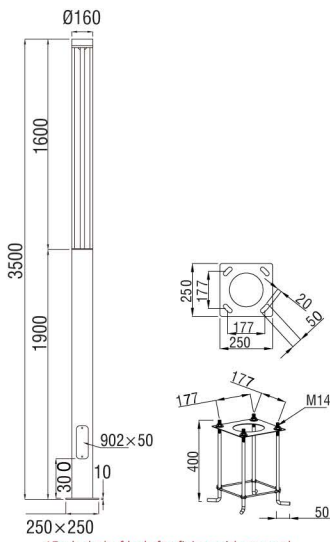
ANTHRACITE  
GREY  
RAL701

**MW**  
MEAN WELL

DRIVER

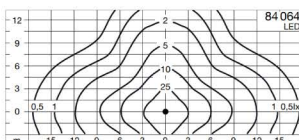
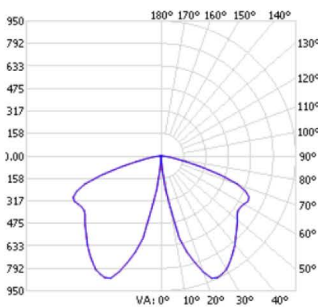


### DIMENSION (Unit mm.)



\*Excluded of bolt for fixing with ground

### PHOTOMETRIC DATA



### SPECIFICATION

<b>Model</b>	:	LC-YL-T411A
<b>Light source</b>	:	CREE LED
<b>Power</b>	:	45W
<b>Lumen</b>	:	4500 lm
<b>Lumen/Watt</b>	:	100 lm/W
<b>CCT</b>	:	3000K
<b>CRI</b>	:	>80
<b>Beam Angle</b>	:	180°
<b>Material</b>	:	Aluminum
<b>Color</b>	:	Anthracite Grey RAL7016
<b>Paint method</b>	:	Outdoor UV Spray Powder
<b>Optical cover</b>	:	Polycarbonate
<b>Adjustable</b>	:	No
<b>IP</b>	:	65
<b>Driver Type</b>	:	Internal Driver
<b>Surge Protection</b>	:	6kV
<b>Input Voltage</b>	:	100-240 VAC 50Hz
<b>Power factor</b>	:	>0.96
<b>Dimension (ØxH)</b>	:	Ø160×3500 mm.
<b>Total Height</b>	:	3500 mm.

**UNIT PRICE : 27,500.-**



EPISTAR

CHIP LED

30

WATT

IP65

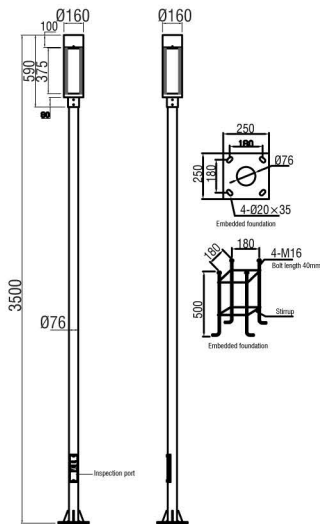
ALUMINIUM  
MATERIAL

MATT  
ANTHRACITE  
COLOR



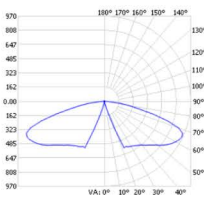
# LC-WD-T579-1 GARDEN LIGHT

## DIMENSION (Unit mm.)



\*Excluded of bolt for fixing with ground

## PHOTOMETRIC DATA



# LC-WD-T579-2

## GARDEN LIGHT



EPISTAR

CHIP LED

2x30

WATT

IP65

ALUMINIUM  
MATERIAL

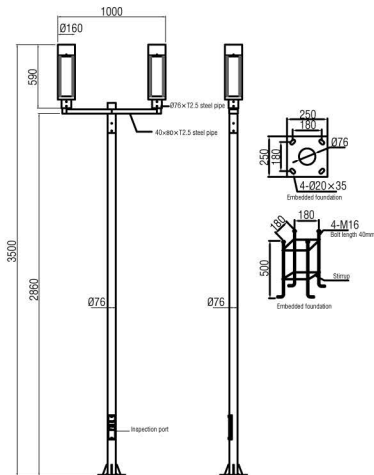
MATT  
ANTHRACITE  
COLOR

MW  
MEAN WELL

DRIVER

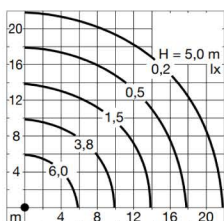
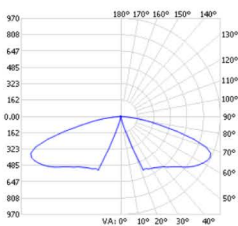


### DIMENSION (Unit mm.)



\*Excluded of bolt for fixing with ground

### PHOTOMETRIC DATA



### SPECIFICATION

<b>Model</b>	: LC-WD-T579-1
<b>Light source</b>	: Lumileds (Philips) LED
<b>Power</b>	: 2×30W
<b>Lumen</b>	: 2×3000 lm
<b>Lumen/Watt</b>	: 100 lm/W
<b>CCT</b>	: 3000K
<b>CRI</b>	: >80
<b>Beam Angle</b>	: 152°×72°
<b>Material</b>	: hot-dip galvanized pipe pole Aluminum lamp head. Exposed fastening screws, nuts is 304 stainless steel.
<b>Color</b>	: Matt Anthracite (V322401S)
<b>Paint method</b>	: Outdoor UV Spray Powder
<b>Diffuser</b>	: Acrylic lampshade
<b>Adjustable</b>	: No
<b>IP</b>	: 65
<b>Driver Type</b>	: Internal Driver
<b>Surge Protection</b>	: 6kV
<b>Input Voltage</b>	: 100-240 VAC 50Hz
<b>Power factor</b>	: >0.96
<b>Dimension (ØxH)</b>	: Head lamp Ø160×590 mm.
<b>Total Height</b>	: 3500 mm.

**UNIT PRICE : xx,xxx.-**

# LC-YL-HALO-1000A-021G-3m. GARDEN LIGHT



LED  
CHIP

45  
WATT

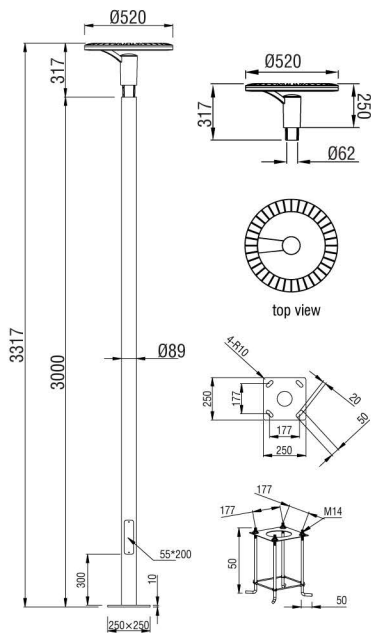
IP65

ALUMINIUM  
MATERIAL

MATT  
ANTHRACITE  
COLOR



## DIMENSION (Unit mm.)



\*Excluded of bolt for fixing with ground

## SPECIFICATION

<b>Model</b>	: LC-YL-HALO-1000A-021G-3m.
<b>Light source</b>	: LED
<b>Power</b>	: 45W
<b>Lumen</b>	: 3325 lm
<b>Lumen/Watt</b>	: 73 lm/W
<b>CCT</b>	: 3000K
<b>CRI</b>	: >80
<b>Beam Angle</b>	: 104.19°
<b>Material</b>	: Die-cast Aluminium housing
<b>Color</b>	: Anthracite Grey RAL 7016
<b>Paint method</b>	: Outdoor UV Spray Powder
<b>Optical cover</b>	: Opal Pc lens
<b>Adjustable</b>	: No
<b>IP</b>	: 65
<b>Driver Type</b>	: Internal Driver
<b>Surge Protection</b>	: 6kV
<b>Input Voltage</b>	: 100-240 VAC 50Hz
<b>Power factor</b>	: >0.96
<b>Dimension (Lamp Head)</b>	: Ø520×H317 mm.
<b>Pole Diameter</b>	: Ø89 mm.
<b>Total Height</b>	: 3317 mm.

## MORE INFORMATION



**UNIT PRICE : xx,xxx.-**



LED  
CHIP

2x45  
WATT

IP65

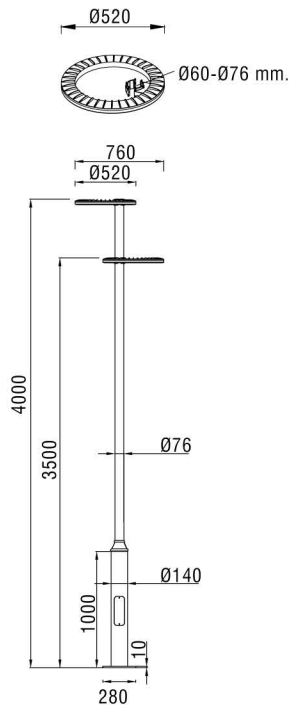
ALUMINIUM  
MATERIAL

ANTHRACITE  
GREY  
COLOR

# LC-YL-HALO-1000C

## GARDEN LIGHT

### DIMENSION (Unit mm.)



### SPECIFICATION

<b>Model</b>	: LC-YL-HALO-1000C
<b>Light source</b>	: LED 2835
<b>Power</b>	: 2×45W
<b>Lumen</b>	: 2×3325 lm
<b>Lumen/Watt</b>	: 73 lm/W
<b>CCT</b>	: 3000K
<b>CRI</b>	: >80
<b>Beam Angle</b>	: 104.19°
<b>Material</b>	: Die-cast Aluminium housing
<b>Color</b>	: Anthracite Grey RAL 7016
<b>Paint method</b>	: Outdoor UV Spray Powder
<b>Optical cover</b>	: Opal Pc lens
<b>Adjustable</b>	: No
<b>IP</b>	: 65
<b>Driver Type</b>	: Internal Driver
<b>Surge Protection</b>	: 6kV
<b>Input Voltage</b>	: 100-240 VAC 50Hz
<b>Power factor</b>	: >0.96
<b>Dimension (Lamp Head)</b>	: Ø520
<b>Pole Diameter</b>	: Ø76 mm.
<b>Total Height</b>	: 4000 mm.

### MORE INFORMATION



**UNIT PRICE : xx,xxx.-**



**FAMILY HALO**

# LC-YL-LIMB-1004

## GARDEN LIGHT

LED  
CHIP

45  
WATT

IP65

ALUMINIUM  
MATERIAL


ANTHRACITE  
GREY  
COLOR



### SPECIFICATION

Model	Power	Light source	Lumen	CCT	Materials	IP	Dimension (Head)
1004-3-P011G	60W	LED SMD 2835	3×2000lm	3000K	die-cast Aluminum and extruded Aluminium, Opal Pc lens	65	Ø50mm. W1510/E1300/H565mm.
1004-4-P011G	60W	LED SMD 2835	4×1500lm				Ø50mm.W1880/E1200×H565mm.
1004-6-P011G	90W	LED SMD 2835	6×1500lm				Ø50mm. W1780/E1500/H675mm.
1004-9-P011G	180W	LED SMD 2835	9×2000lm				Ø50mm. W2130/E1980/H790mm.
1004-11-P011G	220W	LED SMD 2835	11×2000lm				Ø50mm. W2215/E2130/H790mm.

<b>Light source</b>	: LED 2835
<b>CCT</b>	: 3000K
<b>CRI</b>	: >80
<b>Material</b>	: Die-cast Aluminium housing
<b>Color</b>	: Anthracite Grey RAL 7016
<b>Paint method</b>	: Outdoor UV Spray Powder
<b>Optical cover</b>	: Opal Pc lens
<b>Adjustable</b>	: No
<b>IP</b>	: 65
<b>Driver Type</b>	: Internal Driver
<b>Surge Protection</b>	: 6kV
<b>Input Voltage</b>	: 100-240 VAC 50Hz
<b>Power factor</b>	: >0.96



**MODEL**



**1004-3-P021G**

**1004-4-P011G**

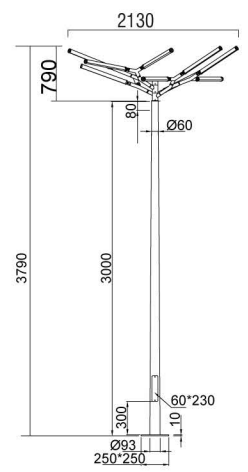
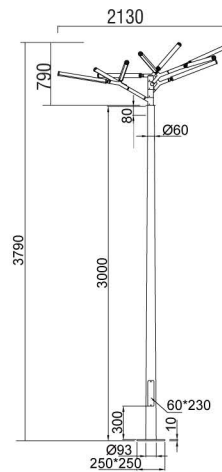
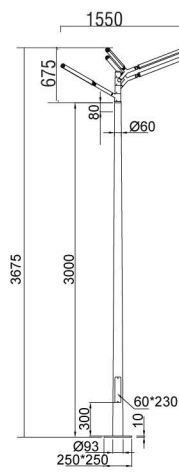
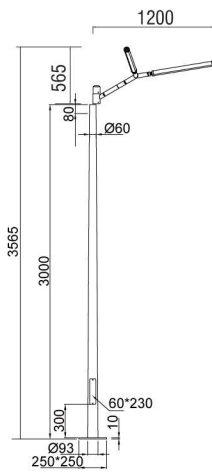
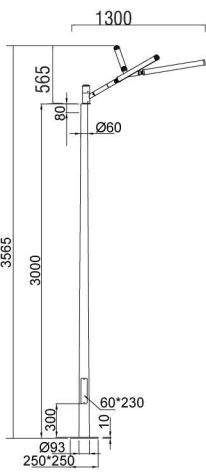
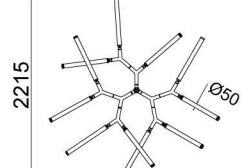
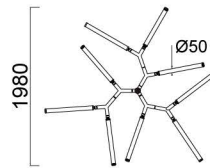
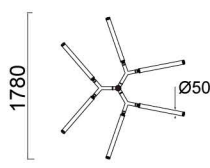
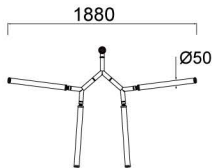
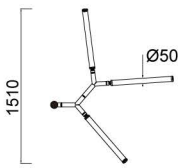
**1004-6-P011G**

**1004-9-P011G**

**1004-11-P011G**

**DIMENSION (Unit mm.)**

(Head)



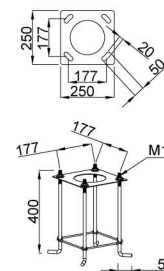
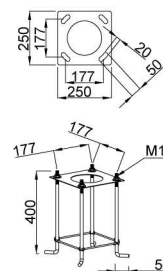
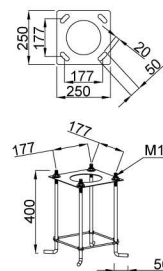
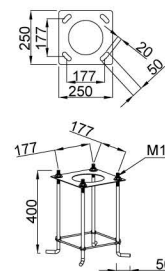
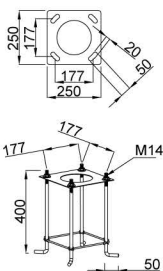
**1004-3-P011G**

**1004-4-P011G**

**1004-6-P011G**

**1004-9-P011G**

**1004-11-P011G**



\*Excluded of bolt for fixing with ground

UNIT PRICE : xx,xxx.-


UNIT PRICE : xx,xxx.-

UNIT PRICE : xx,xxx.-

UNIT PRICE : xx,xxx.-

UNIT PRICE : xx,xxx.-

LUCI



STREET LIGHT



LUMILEDS  
CHIP LED

60  
WATT

IP65

ALUMINIUM  
MATERIAL

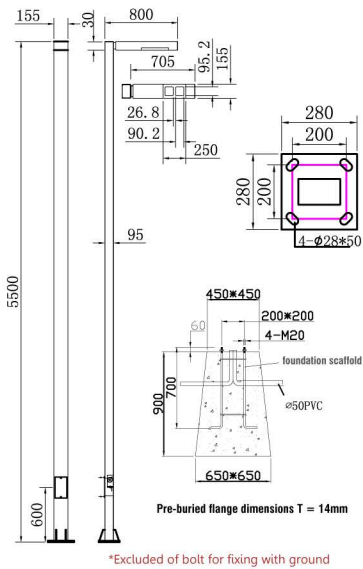
MATT  
ANTHRACITE  
COLOR

MW  
MEAN WELL  
DRIVER

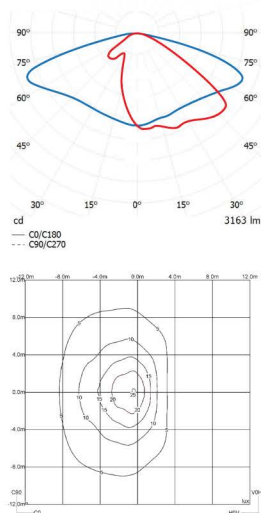


# LC-WD-T135 - 1 HEAD STREET LIGHT

## DIMENSION (Unit mm.)



## PHOTOMETRIC DATA



## SPECIFICATION

<b>Model</b>	:	LC-WD-T135 - 1 HEAD
<b>Light source</b>	:	Lumileds (Philips) LED
<b>Power</b>	:	60W
<b>Lumen</b>	:	6960 lm
<b>Lumen/Watt</b>	:	116 lm/W
<b>CCT</b>	:	4000K
<b>CRI</b>	:	>80
<b>Beam Angle</b>	:	152°x72°
<b>Material</b>	:	Aluminium
<b>Color</b>	:	Matt Anthracite (V322401S)
<b>Paint method</b>	:	Outdoor UV Spray Powder
<b>Optical cover</b>	:	Polycarbonate
<b>Adjustable</b>	:	-
<b>IP</b>	:	65
<b>Driver Type</b>	:	Internal Driver
<b>Surge Protection</b>	:	6kV
<b>Input Voltage</b>	:	100-240 VAC 50Hz
<b>Power factor</b>	:	>0.96
<b>Dimension (WxLxH)</b>	:	155x800x5500 mm.
<b>Total Height</b>	:	5500 mm.

**UNIT PRICE : 32,000.-**

# LC-WD-T135 - 2 HEAD STREET LIGHT



LUMILEDS

CHIP LED

2x60  
WATT

IP65

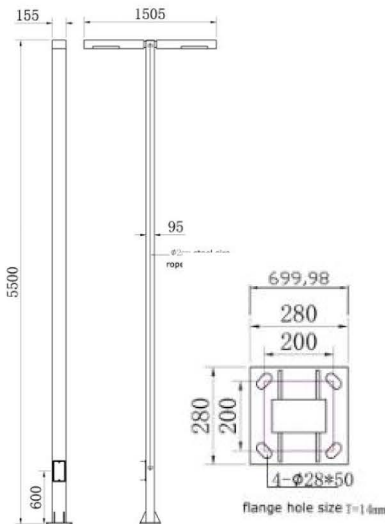
ALUMINIUM  
MATERIAL

MATT  
ANTHRACITE  
COLOR

MW  
MEAN WELL  
DRIVER

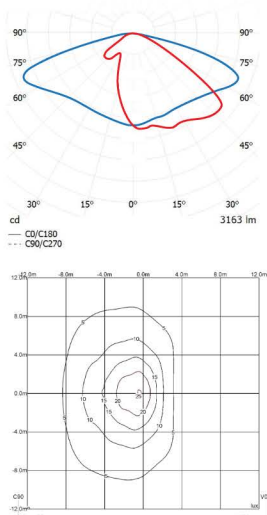


## DIMENSION (Unit mm.)



\*Excluded of bolt for fixing with ground

## PHOTOMETRIC DATA




## SPECIFICATION

<b>Model</b>	: LC-WD-T135 - 2 HEAD
<b>Light source</b>	: Lumileds (Philips) LED
<b>Power</b>	: 2x60W
<b>Lumen</b>	: 2x6960 lm
<b>Lumen/Watt</b>	: 116 lm/W
<b>CCT</b>	: 4000K
<b>CRI</b>	: >80
<b>Beam Angle</b>	: 152°x72°
<b>Material</b>	: Aluminium
<b>Color</b>	: Matt Anthracite (V322401S)
<b>Paint method</b>	: Outdoor UV Spray Powder
<b>Optical cover</b>	: Polycarbonate
<b>Adjustable</b>	: -
<b>IP</b>	: 65
<b>Driver Type</b>	: Internal Driver
<b>Surge Protection</b>	: 6kV
<b>Input Voltage</b>	: 100-240 VAC 50Hz
<b>Power factor</b>	: >0.96
<b>Dimension (WxLxH)</b>	: 155x1505x5500 mm.
<b>Total Height</b>	: 5500 mm.

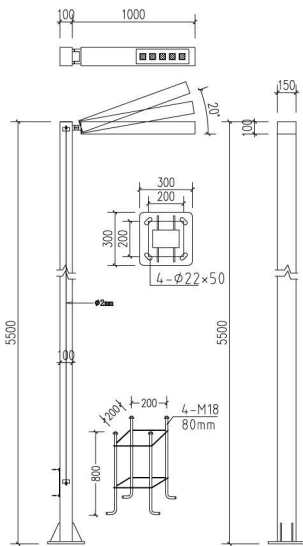
UNIT PRICE : xx,xxx.-



Adjustable Headlamp  
Reduce Back Light (Bug Rating)  
Conforming To Leed

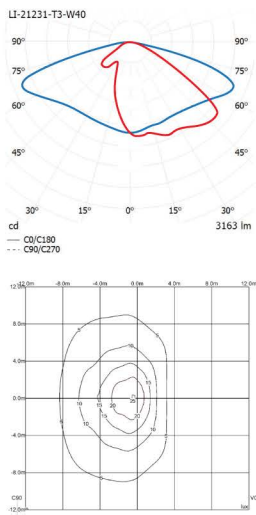


### DIMENSION (Unit mm.)



\*Excluded of bolt for fixing with ground

### PHOTOMETRIC DATA



LUMILEDS

CHIP LED

60  
WATT

IP65

ALUMINIUM  
MATERIAL

MATT  
ANTHRACITE  
COLOR




# LC-WD-T135-ADJUST STREET LIGHT

### SPECIFICATION

<b>Model</b>	:	LC-WD-T135-ADJUST
<b>Light source</b>	:	Lumileds (Philips) LED
<b>Power</b>	:	60W
<b>Lumen</b>	:	6960 lm
<b>Lumen/Watt</b>	:	116 lm/W
<b>CCT</b>	:	3000K
<b>CRI</b>	:	>80
<b>Beam Angle</b>	:	152°x72°
<b>Material</b>	:	Aluminium
<b>Color</b>	:	Matt Anthracite (V322401S)
<b>Paint method</b>	:	Outdoor UV Spray Powder
<b>Optical cover</b>	:	Polycarbonate
<b>Adjustable</b>	:	90°-110°
<b>IP</b>	:	65
<b>Driver Type</b>	:	Internal Driver
<b>Surge Protection</b>	:	6kV
<b>Input Voltage</b>	:	100-240 VAC 50Hz
<b>Power factor</b>	:	>0.96
<b>Dimension (WxLxH)</b>	:	150×1100×5500 mm.
<b>Total Height</b>	:	5500 mm.

### MORE INFORMATION



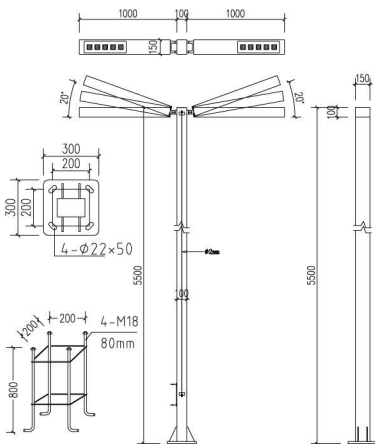
**UNIT PRICE : 38,000.-**



Adjustable Headlamp  
Reduce Back Light (Bug Rating)  
Conforming To Leed

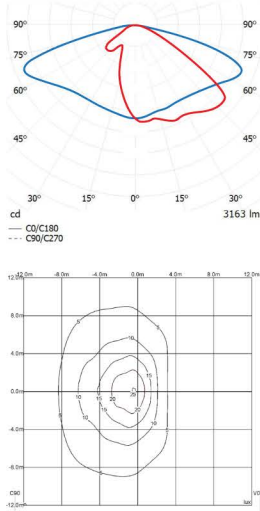


### DIMENSION (Unit mm.)



\*Excluded of bolt for fixing with ground

### PHOTOMETRIC DATA



LUMILEDS

CHIP LED

2x60  
WATT

IP65

ALUMINIUM  
MATERIAL

MATT  
ANTHRACITE  
COLOR

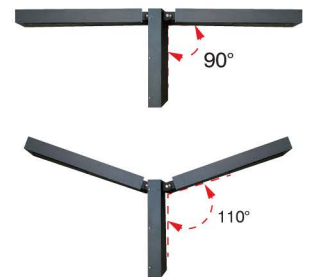


# LC-WD-T135-ADJUST - 2 STREET LIGHT

### SPECIFICATION

<b>Model</b>	:	LC-WD-T135-ADJUST - 2
<b>Light source</b>	:	Lumileds (Philips) LED
<b>Power</b>	:	2×60W
<b>Lumen</b>	:	2×6960 lm
<b>Lumen/Watt</b>	:	116 lm/W
<b>CCT</b>	:	3000K
<b>CRI</b>	:	>80
<b>Beam Angle</b>	:	152°×72°
<b>Material</b>	:	Aluminium
<b>Color</b>	:	Matt Anthracite (V322401S)
<b>Paint method</b>	:	Outdoor UV Spray Powder
<b>Optical cover</b>	:	Polycarbonate
<b>Adjustable</b>	:	90°-110°
<b>IP</b>	:	65
<b>Driver Type</b>	:	Internal Driver
<b>Surge Protection</b>	:	6kV
<b>Input Voltage</b>	:	100-240 VAC 50Hz
<b>Power factor</b>	:	>0.96
<b>Dimension (WxLxH)</b>	:	150×2100×5500 mm.
<b>Total Height</b>	:	5500 mm.

### MORE INFORMATION



**UNIT PRICE : 40,000.-**



**CREE**  
CHIP LED

**45**  
WATT

**IP66**

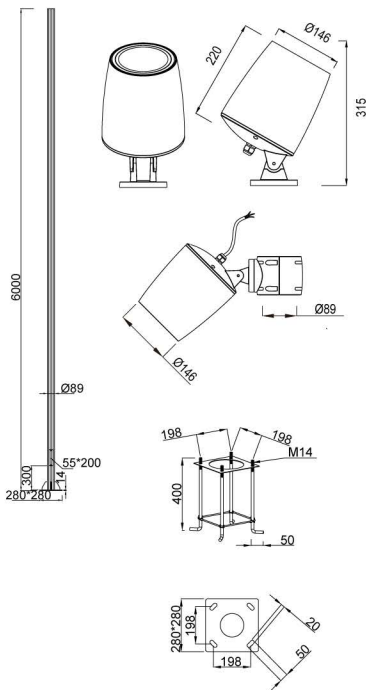
DIE-CAST  
ALUMINIUM  
MATERIAL

ANTHRACITE  
COLOR



# LC-YL-6000XL STREET LIGHT

## DIMENSION (Unit mm.)



\*Excluded of bolt for fixing with ground

## SPECIFICATION

<b>Model</b>	:	LC-YL-6000XL
<b>Light source</b>	:	CREE COB LED
<b>Power</b>	:	45W
<b>Lumen Lamp</b>	:	5083 lm
<b>Lumen Luminaire</b>	:	3970 lm
<b>Lumen/Lamp</b>	:	112 lm/W
<b>CCT</b>	:	3000K
<b>CRI</b>	:	> 80
<b>Beam Angle</b>	:	60°
<b>Material</b>	:	Die-cast Aluminum
<b>Color</b>	:	Anthracite
<b>Optical cover</b>	:	Clear tempered glass
<b>Adjustable</b>	:	Yes
<b>IP</b>	:	66
<b>Driver Type</b>	:	Build-in LED Driver
<b>Input Voltage</b>	:	110 - 240 Vac ~ 50Hz
<b>Power factor</b>	:	≥ 0.96
<b>Dimension (ØxLxH)</b>	:	146 x 220 x 315 mm.
<b>Pole Height</b>	:	6000 mm.

## ACCESSORY

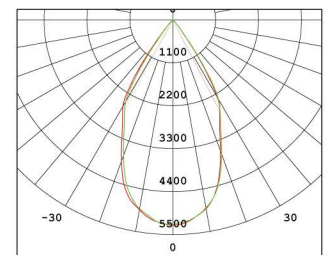


Pole H6000 mm.

Pole bracket

ANTI-GLARE

## PHOTOMETRIC DATA



## LED CHIP



CXA1816-0000-000N00N430H

**UNIT PRICE : XX,XXX.-**



**CREE**  
CHIP LED

**20**  
WATT

**IP66**

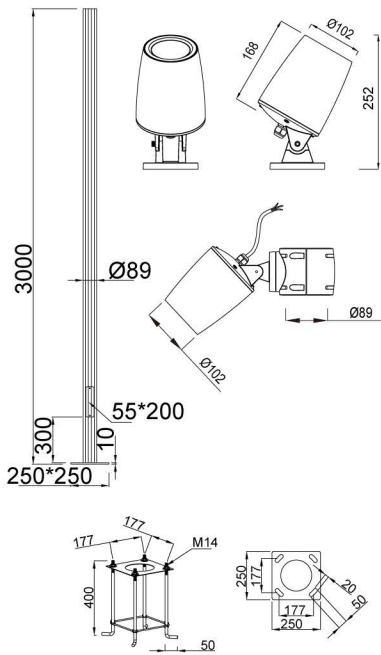
DIE-CAST  
ALUMINIUM  
MATERIAL

ANTHRACITE  
COLOR



**LC-YL-6000L**  
STREET LIGHT

**DIMENSION (Unit mm.)**



\*Excluded of bolt for fixing with ground

**SPECIFICATION**

<b>Model</b>	:	LC-YL-6000L
<b>Light source</b>	:	CREE COB LED
<b>Power</b>	:	20W
<b>Lumen Lamp</b>	:	2028 lm
<b>Lumen Luminaire</b>	:	1730 lm
<b>Lumen/Lamp</b>	:	101 lm/W
<b>CCT</b>	:	3000K
<b>CRI</b>	:	> 80
<b>Beam Angle</b>	:	60°
<b>Material</b>	:	Die-cast Aluminum
<b>Color</b>	:	Anthracite
<b>Optical cover</b>	:	Clear tempered glass
<b>Adjustable</b>	:	Yes
<b>IP</b>	:	66
<b>Driver Type</b>	:	Build-in LED Driver
<b>Input Voltage</b>	:	110 - 240 Vac ~ 50Hz
<b>Power factor</b>	:	≥ 0.96
<b>Dimension (ØxLxH)</b>	:	102 x 168 x 252 mm.
<b>Pole Height</b>	:	3000 mm.

**ACCESSORY**

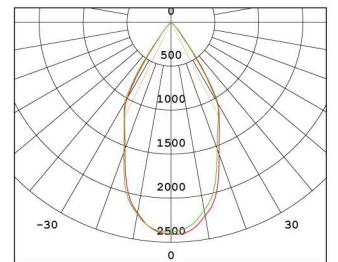


Pole H3000 mm.

Pole bracket

ANTI-GLARE

**PHOTOMETRIC DATA**




**LED CHIP**



CXA1816-0000-000N00N430H

**UNIT PRICE : XX,XXX.-**

LUCI



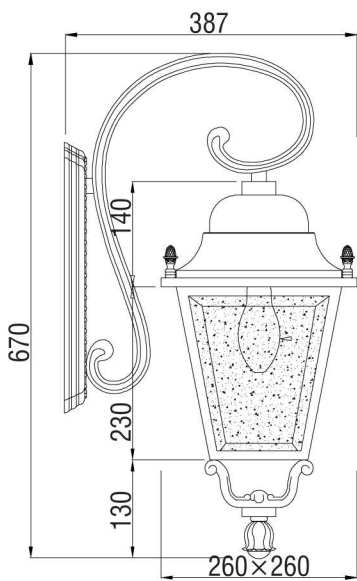
CLASSIC LAMP

# LC-WD-B205

## CLASSIC WALL LAMP



### DIMENSION (Unit mm.)



**E27**  
LAMP

**IP55**

ALUMINIUM  
MATERIAL

MATT  
ANTHRACITE  
COLOR

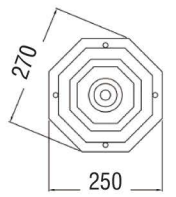
### SPECIFICATION

<b>Model</b>	: LC-WD-B205
<b>Light source</b>	: E27 (Waterproof Socket IP65) (Max. 50W)
<b>Material</b>	: Aluminium
<b>Color</b>	: Matt Anthracite (V322401S )
<b>Paint method</b>	: Outdoor UV Spray Powder
<b>Diffuser</b>	: Tempered Glass
<b>IP</b>	: 55
<b>Input Voltage</b>	: AC220V~50Hz
<b>Dimension (mm.)</b>	: Head Size W260×L260×H500 mm. Total : H670mm.

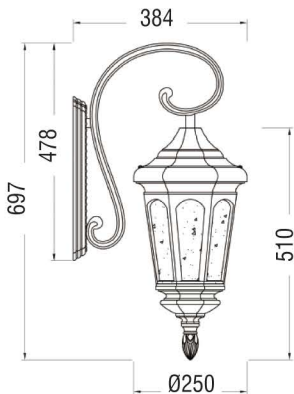
**UNIT PRICE : 6,600.-**



**DIMENSION (Unit mm.)**



top view of lamp head




**E27  
LAMP**

**IP55**

**ALUMINIUM  
MATERIAL**

**MATT  
ANTHRACITE  
COLOR**



**LC-WD-B551**  
**CLASSIC WALL LAMP**


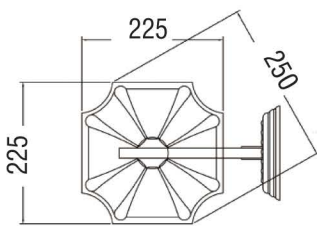
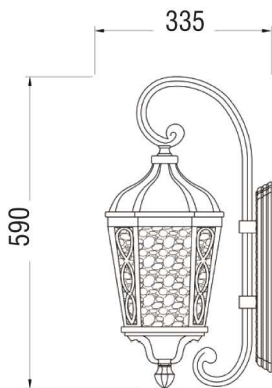
**SPECIFICATION**

<b>Model</b>	: LC-WD-B551
<b>Light source</b>	: E27 (Waterproof Socket IP65) (Max. 50W)
<b>Material</b>	: Aluminium
<b>Color</b>	: Matt Anthracite (V322401S)
<b>Paint method</b>	: Outdoor UV Spray Powder
<b>Diffuser</b>	: Tempered Glass
<b>IP</b>	: 55
<b>Input Voltage</b>	: AC220V~50Hz
<b>Dimension (mm.)</b>	: Head size Ø270×250×H510 mm. Total : H697mm.

**UNIT PRICE : 6,600.-**



**DIMENSION (Unit mm.)**



**LC-WD-B074**  
CLASSIC WALL LAMP

**E27**  
LAMP

**IP55**

ALUMINIUM  
MATERIAL

MATT  
ANTHRACITE  
COLOR

**SPECIFICATION**

<b>Model</b>	: LC-WD-B074
<b>Light source</b>	: E27 (Waterproof Socket IP65) (Max. 50W)
<b>Material</b>	: Aluminium
<b>Color</b>	: Matt Anthracite (V322401S)
<b>Paint method</b>	: Outdoor UV Spray Powder
<b>Diffuser</b>	: Tempered Water pattern glass
<b>IP</b>	: 55
<b>Input Voltage</b>	: AC220V~50Hz
<b>Dimension (mm.)</b>	: Head size 250×225×335mm. Total : H590 mm.

**MORE INFORMATION**

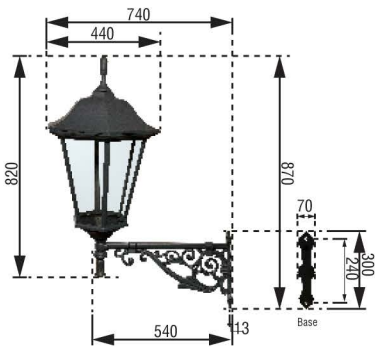


Water pattern glass

**UNIT PRICE : xx,xxx.-**



**DIMENSION (Unit mm.)**



**E27  
LAMP**

**IP54**

**ALUMINIUM  
MATERIAL**

**ANTHRACITE  
GREY  
RAL 7016**

**LC-YL-1023A-E27-AFW  
CLASSIC WALL LAMP**

**SPECIFICATION**

**Lamp Head**

- Light source** : E27 (Waterproof Socket IP65) (Max. 50W)
- CCT** : 3000K
- Input Voltage** : AC220V~50Hz
- Materials** : -Die-cast Aluminum housing  
-Clear Tempered glass
- IP** : 54
- Dimension** : Head size W440×L440×H820 mm.
- Color** : Anthracite Grey RAL 7016
- Paint method** : Outdoor UV Spray Powder

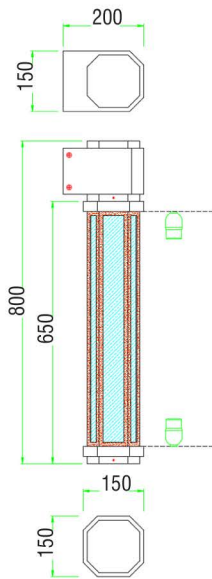
**Arm**

- Arm Size** : W70×L540×H300 mm.
- Base size** : W13×L70×H300 mm.
- Materials** : Die-cast Aluminum housing
- Color** : Anthracite Grey RAL 7016

**UNIT PRICE : xx,xxx.-**



**DIMENSION (Unit mm.)**



**E27  
LAMP**

**IP65**

**STAINLESS  
STEEL  
MATERIAL**

**MATT  
BLACK  
COLOR**

**DEEP  
GOLDEN  
COLOUR**

# LC-WD-B802 OCTAGON GARDEN LIGHT CLASSIC WALL LAMP

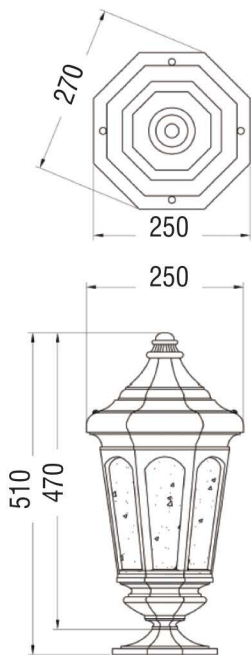
## SPECIFICATION

<b>Model</b>	: LC-WD-B802 OCTAGON GARDEN LIGHT
<b>Light source</b>	: E27 (Waterproof Socket IP65) (Max. 50W)
<b>Material</b>	: 201 stainless steel lamp head, T1.5mm, transparent toughened glass. tea color tempered glass The exposed fastening screws, nuts is 304 stainless steel.
<b>Color</b>	: Matt black lamp body and deep golden lamp head strip.
<b>Paint method</b>	: Outdoor UV Spray Powder
<b>Diffuser</b>	: Tea color tempered glass
<b>IP</b>	: 65
<b>Input Voltage</b>	: AC220V~50Hz
<b>Dimension (WxLxH)</b>	: 150×200×H800 mm.

**UNIT PRICE : x,xxx.-**



**DIMENSION (Unit mm.)**



# LC-WD-C551-2


## CLASSIC POST TOP LAMP

**E27**  
LAMP

**IP55**

ALUMINIUM  
MATERIAL

MATT  
ANTHRACITE  
COLOR



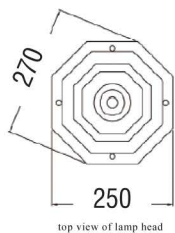
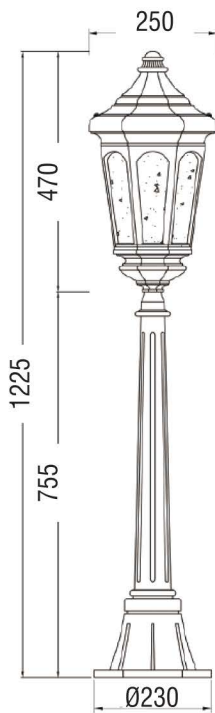
**SPECIFICATION**

<b>Model</b>	: LC-WD-C551-2
<b>Light source</b>	: E27 (Waterproof Socket IP65) (Max. 50W)
<b>Material</b>	: Aluminium
<b>Color</b>	: Matt Anthracite (V322401S )
<b>Paint method</b>	: Outdoor UV Spray Powder
<b>Diffuser</b>	: Tempered Glass
<b>IP</b>	: 55
<b>Input Voltage</b>	: AC220V~50Hz
<b>Dimension (mm.)</b>	: Lamp head Ø270×250 × H510 mm.

**UNIT PRICE : 7,000.-**



**DIMENSION (Unit mm.)**



top view of lamp head

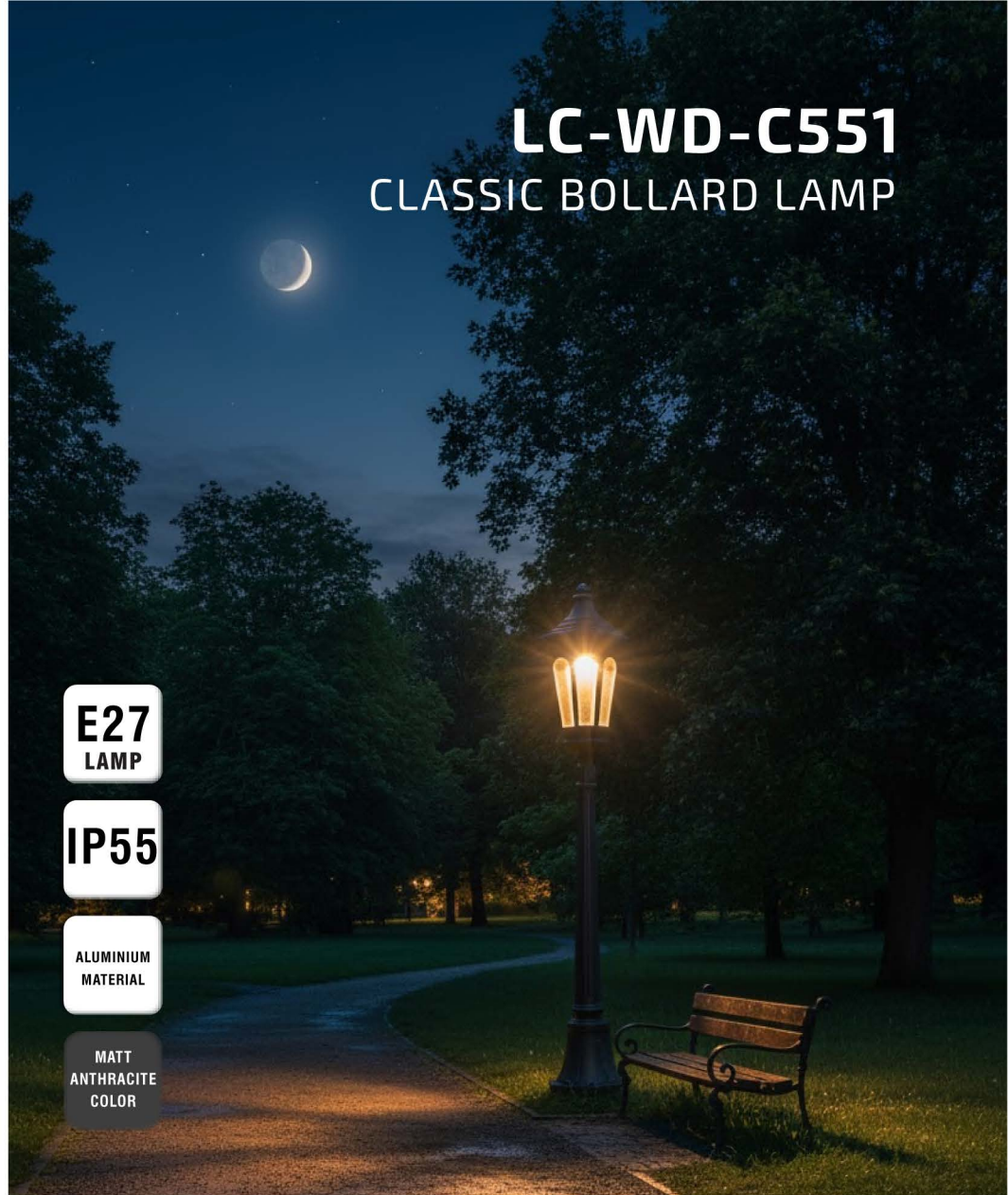
# LC-WD-C551 CLASSIC BOLLARD LAMP

**E27  
LAMP**

**IP55**

**ALUMINIUM  
MATERIAL**

**MATT  
ANTHRACITE  
COLOR**



## SPECIFICATION

<b>Model</b>	: LC-WD-C551
<b>Light source</b>	: E27 (Waterproof Socket IP65) (Max. 50W)
<b>Material</b>	: Aluminium
<b>Color</b>	: Matt Anthracite (V322401S )
<b>Paint method</b>	: Outdoor UV Spray Powder
<b>Diffuser</b>	: Tempered Glass
<b>IP</b>	: 55
<b>Input Voltage</b>	: AC220V~50Hz
<b>Dimension (mm.)</b>	: Lamp head Ø270x250xH470 mm. lamp pole H755mm, Total : H 1225 mm.

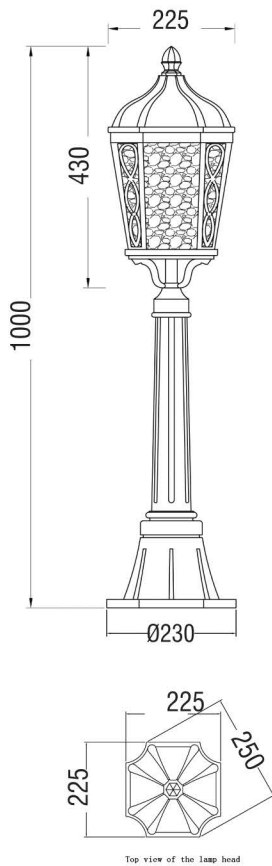
**UNIT PRICE : 7,500.-**

# LC-WD-C074

## CLASSIC BOLLARD LAMP



DIMENSION (Unit mm.)



**E27**  
LAMP

**IP55**

ALUMINIUM  
MATERIAL

MATT  
ANTHRACITE  
COLOR

### SPECIFICATION

<b>Model</b>	: LC-WD-C074
<b>Light source</b>	: E27 (Waterproof Socket IP65) (Max. 50W)
<b>Material</b>	: Aluminium
<b>Color</b>	: Matt Anthracite (V322401S )
<b>Paint method</b>	: Outdoor UV Spray Powder
<b>Diffuser</b>	: Tempered Water pattern glass
<b>IP</b>	: 55
<b>Input Voltage</b>	: AC220V~50Hz
<b>Dimension (mm.)</b>	: Lamp head $\varnothing 250 \times 250 \times H430$ mm. Total : H1000 mm.

### MORE INFORMATION



Water pattern glass

**UNIT PRICE : x,xxx.-**



# LC-WD-T551-H4000 mm. CLASSIC POST LAMP

**E27  
LAMP**

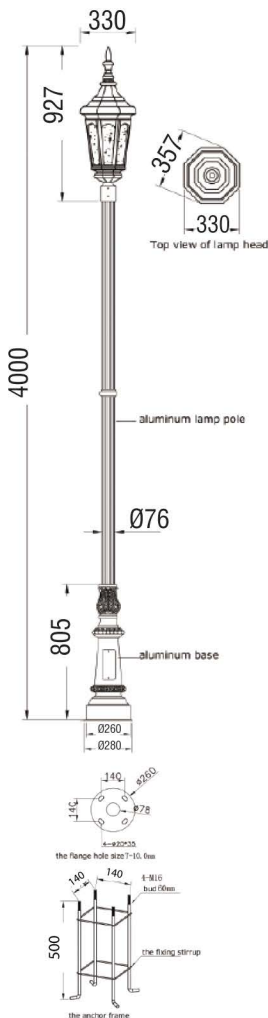
**IP55**

**ALUMINIUM  
MATERIAL**

**MATT  
ANTHRACITE  
COLOR**



## DIMENSION (Unit mm.)



## SPECIFICATION

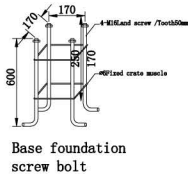
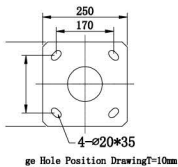
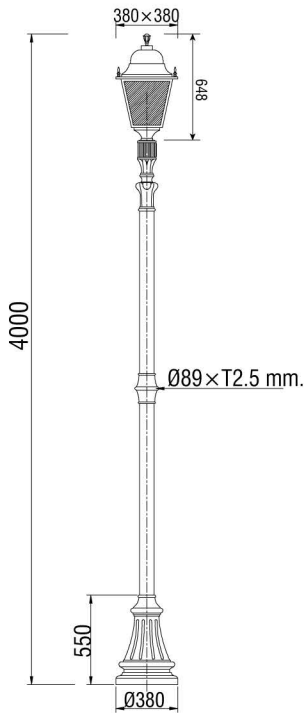
<b>Model</b>	: LC-WD-T551-H4000 mm.
<b>Light source</b>	: E27 (Waterproof Socket IP65) (Max. 50W)
<b>Material</b>	: Aluminium
<b>Color</b>	: Matt Anthracite (V322401S )
<b>Paint method</b>	: Outdoor UV Spray Powder
<b>Diffuser</b>	: Tempered glass
<b>IP</b>	: 55
<b>Input Voltage</b>	: AC220V~50Hz
<b>Dimension (mm.)</b>	: Lamp head 330 × 357 × 927 mm. Total H4000 mm., Pole Ø76 mm.

\*\*Excluded of bolt for fixing with ground\*\*

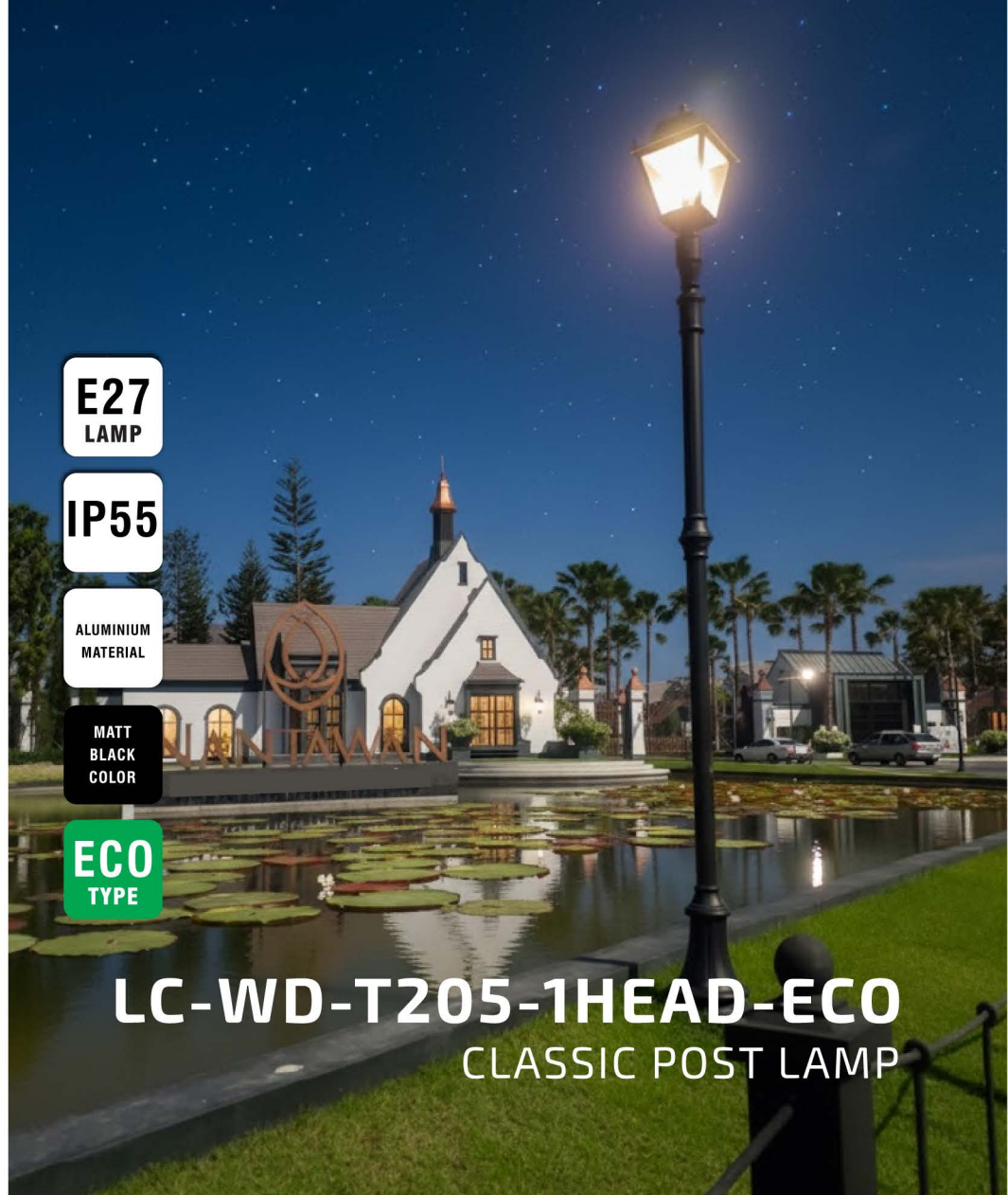
**UNIT PRICE : x,xxx.-**



**DIMENSION (Unit mm.)**



\*\*Excluded of bolt for fixing with ground\*\*



**E27  
LAMP**

**IP55**

**ALUMINIUM  
MATERIAL**

**MATT  
BLACK  
COLOR**

**ECO  
TYPE**

**LC-WD-T205-1HEAD-ECO  
CLASSIC POST LAMP**

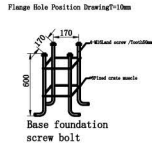
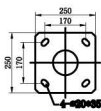
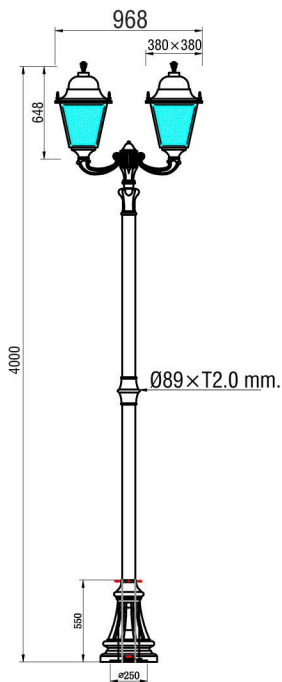
**SPECIFICATION**

<b>Model</b>	: LC-WD-T205-1HEAD-ECO
<b>Light source</b>	: E27 (Waterproof Socket IP65) (Max. 50W)
<b>Material</b>	: Galvanized steel lamp head cover - Galvanized steel lamp frame - Die-casting aluminum base The exposed fastening screws, nuts is 304 stainless steel.
<b>Color</b>	: Matt Black
<b>Paint method</b>	: Outdoor UV Spray Powder
<b>Diffuser</b>	: Tempered glass
<b>IP</b>	: 55
<b>Input Voltage</b>	: AC220V~50Hz
<b>Dimension (mm.)</b>	: Lamp head 380 × 380 × 648 mm. Total H4000 mm. ,Pole Ø89 × T2.5 mm.

**UNIT PRICE : 25,000.-**



**DIMENSION (Unit mm.)**



\*\*Excluded of bolt for fixing with ground\*\*

**2xE27  
LAMP**

**IP55**

**ALUMINIUM  
MATERIAL**

**MATT  
BLACK  
COLOR**

**ECO  
TYPE**

# LC-WD-T205-2HEAD-ECO CLASSIC POST LAMP

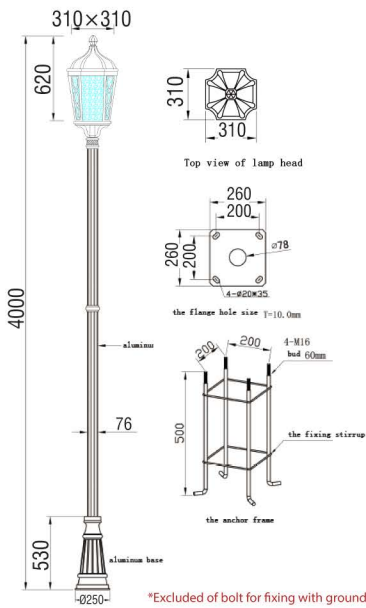
## SPECIFICATION

<b>Model</b>	: LC-WD-T205-2HEAD-ECO
<b>Light source</b>	: 2xE27 (Waterproof Socket IP65) (Max. 50W)
<b>Material</b>	: Galvanized steel lamp head cover - Galvanized steel lamp frame - Die-casting aluminum base The exposed fastening screws, nuts is 304 stainless steel.
<b>Color</b>	: Matt Black
<b>Paint method</b>	: Outdoor UV Spray Powder
<b>Diffuser</b>	: Tempered glass
<b>IP</b>	: 55
<b>Input Voltage</b>	: AC220V~50Hz
<b>Size Head (WxLxH)</b>	: 380 × 968 × H648 mm.
<b>Size Pole</b>	: Total H4000 mm. Pole Ø89×T2.0 mm.

**UNIT PRICE : 30,000.-**



**DIMENSION (Unit mm.)**




**E27  
LAMP**

**IP55**

**ALUMINIUM  
MATERIAL**

**MATT  
ANTHRACITE  
COLOR**



**LC-WD-T074  
CLASSIC POST LAMP**

**SPECIFICATION**

<b>Model</b>	: LC-WD-T074
<b>Light source</b>	: E27 (Waterproof Socket IP65) (Max. 50W)
<b>Material</b>	: Aluminium
<b>Color</b>	: Matt Anthracite (V322401S )
<b>Paint method</b>	: Outdoor UV Spray Powder
<b>Diffuser</b>	: Tempered Water pattern glass
<b>IP</b>	: 55
<b>Input Voltage</b>	: AC220V~50Hz
<b>Dimension (mm.)</b>	: Head Size : 310 × 310 × H620mm. Total : H4000mm., Pole Ø76mm.

**MORE INFORMATION**

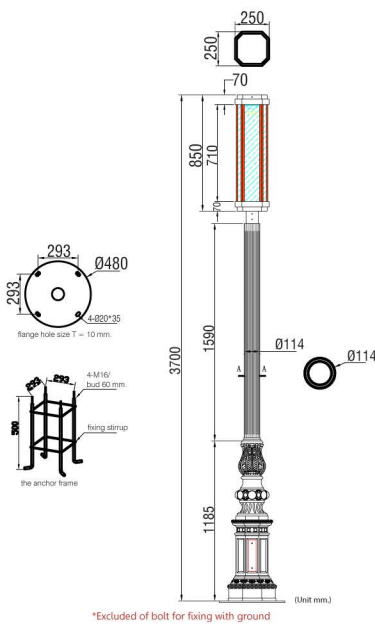


Water pattern glass

**UNIT PRICE : 25,000.-**



**DIMENSION (Unit mm.)**



**LED**

**30**  
WATT

**IP65**

STAINLESS  
STEEL  
MATERIAL

MATT  
BLACK  
COLOR

DEEP  
GOLDEN  
COLOUR

# LC-WD-T800 OCTAGON GARDEN LIGHT CLASSIC POST LAMP

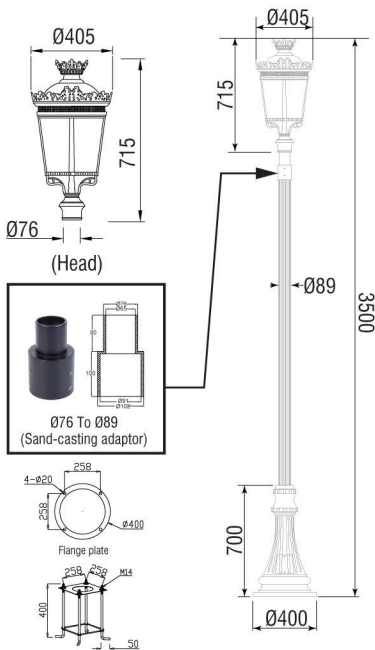
## SPECIFICATION

<b>Model</b>	: LC-WD-T800 OCTAGON GARDEN LIGHT
<b>Light source</b>	: LED
<b>LED Power</b>	: 30W
<b>CCT</b>	: 3000K
<b>Material</b>	: striped aluminum lamp pole tube, cast aluminum decorative base, 201 stainless steel lamp head, tea color transparent toughened glass. the installation flange is galvanizes steel plate T10mm. The exposed fastening screws, nuts is 304 stainless steel.
<b>Color</b>	: Bright black and deep golden strip F8820
<b>Paint method</b>	: Outdoor UV Spray Powder Anti-rotten/acid.alkali.thickness $\geq 80\mu\text{m}$ ,
<b>Diffuser</b>	: Tea color tempered glass T3mm.
<b>IP</b>	: 65
<b>Driver Type</b>	: -
<b>Input Voltage</b>	: AC220V~50Hz
<b>Dimension (mm.)</b>	: Head Size : 250 × 250 × H850 mm. Total : H3700, Pole Ø114 mm.

**UNIT PRICE : xx,xxx.-**



**DIMENSION (Unit mm.)**



\*\*Excluded of bolt for fixing with ground\*\*

**E27  
LAMP**

**IP54**

**DIE CASTING  
ALUMINIUM  
MATERIAL**

**ANTHRACITE  
GREY  
RAL 7016**

# LC-YL-1011-E27-1-P053

## CLASSIC POST LAMP

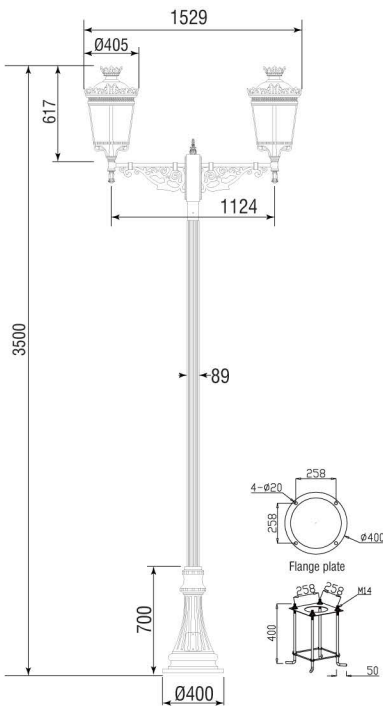
### SPECIFICATION

<b>Model</b>	: LC-YL-1011-E27-1-P053
<b>Light source</b>	: E27 (socket IP65) (Max. 50W)
<b>Material (Head)</b>	: Die-cast Aluminum housing Spinning Aluminum Top Cover Frost PC lens
<b>Color</b>	: Anthracite Grey RAL 7016
<b>Paint method</b>	: Outdoor UV spray powder,
<b>Optical cover</b>	: Frost PC
<b>IP</b>	: 54
<b>Input Voltage</b>	: AC220V~50Hz
<b>Material (Base and Pole )</b>	: Sanding cast base and Extruded Alumium Pole
<b>Dimension (mm.)</b>	: Head Size : Ø405×H715 mm. Total : H 3500 mm., Pole Ø89 mm.

**UNIT PRICE : xx,xxx.-**



**DIMENSION (Unit mm.)**



\*\*Excluded of bolt for fixing with ground\*\*

# LC-YL-1011-E27-2-P053-AFW

## CLASSIC POST LAMP

**2xE27  
LAMP**

**IP54**

**DIE CASTING  
ALUMINIUM  
MATERIAL**

**ANTHRACITE  
GREY  
RAL 7016**

### SPECIFICATION

<b>Model</b>	: LC-1011-E27-2-P053-AFW
<b>Light source</b>	: E27 (Waterproof Socket IP65) (Max. 50W)
<b>Material (Head)</b>	: Die-cast Aluminum housing Spinning Aluminum Top Cover Frost PC lens
<b>Color</b>	: Anthracite Grey RAL 7016
<b>Paint method</b>	: Outdoor UV Spray Powder
<b>Diffuser</b>	: Frost PC
<b>IP</b>	: 54
<b>Input Voltage</b>	: AC220V~50Hz
<b>Material (Base and Pole)</b>	: Sanding cast base and Extruded Alumium Pole
<b>Dimension (mm.)</b>	: Head Size : $\varnothing 405 \times H 617$ mm. Total : H 3500 mm., Pole $\varnothing 89$ mm.



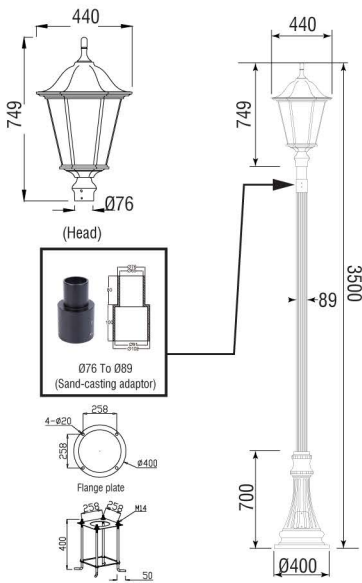
**UNIT PRICE : xx,xxx.-**

# LC-YL-1023A-E27-1-P053

## CLASSIC POST LAMP



DIMENSION (Unit mm.)



\*\*Excluded of bolt for fixing with ground\*\*

**E27**  
LAMP

**IP54**

DIE CASTING  
ALUMINIUM  
MATERIAL

ANTHRACITE  
GREY  
RAL 7016

### SPECIFICATION

<b>Model</b>	: LC-YL-1023A-E27-1-P053
<b>Light source</b>	: E27 (Waterproof Socket IP65) (Max. 50W)
<b>Material (Head)</b>	: Die-cast Aluminum
<b>Color</b>	: Anthracite Grey RAL 7016
<b>Paint method</b>	: Outdoor UV Spray Powder
<b>Diffuser</b>	: Clear Tempered glass
<b>IP</b>	: 54
<b>Input Voltage</b>	: -AC220V~50Hz
<b>Material (Base and Pole)</b>	: Sanding cast base and Extruded Aluminium Pole
<b>Dimension (mm.)</b>	: Head Size : $\varnothing 440 \times H 749$ mm. Total : H 3500 mm., Pole $\varnothing 89$ mm.

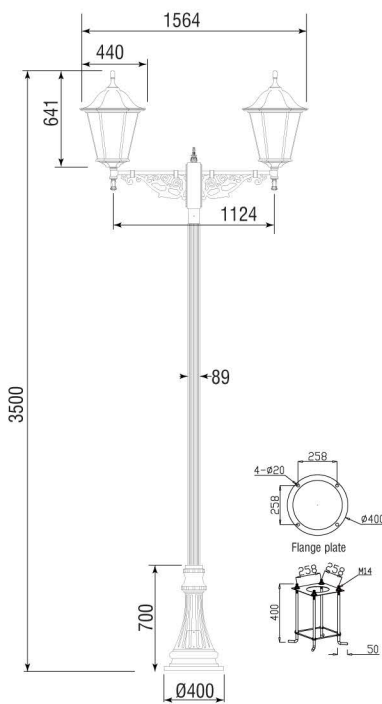
UNIT PRICE : xx,xxx.-

# LC-YL-1023A-E27-2-P053-AFW

## CLASSIC POST LAMP



DIMENSION (Unit mm.)



\*\*Excluded of bolt for fixing with ground\*\*

2xE27  
LAMP

IP54

DIE CASTING  
ALUMINIUM  
MATERIAL

ANTHRACITE  
GREY  
RAL 7016

### SPECIFICATION

<b>Model</b>	: LC-YL-1023A-E27-2-P053-AFW
<b>Light source</b>	: 2×E27 (Waterproof Socket IP65) (Max. 50W)
<b>Material (Head)</b>	: Die-cast Aluminum
<b>Color</b>	: Anthracite Grey RAL 7016
<b>Paint method</b>	: Outdoor UV Spray Powder
<b>Diffuser</b>	: Clear Tempered glass
<b>IP</b>	: 54
<b>Input Voltage</b>	: AC220V~50Hz
<b>Material (Base and Pole)</b>	: Sanding cast base and Extruded Alumium Pole
<b>Dimension (mm.)</b>	: Head Size : Ø440×H641 mm. Total : H 3500 mm., Pole Ø89 mm.



UNIT PRICE : xx,xxx.-



กระทรวงพลังงาน  
Ministry of Electricity and Power  
Test Report

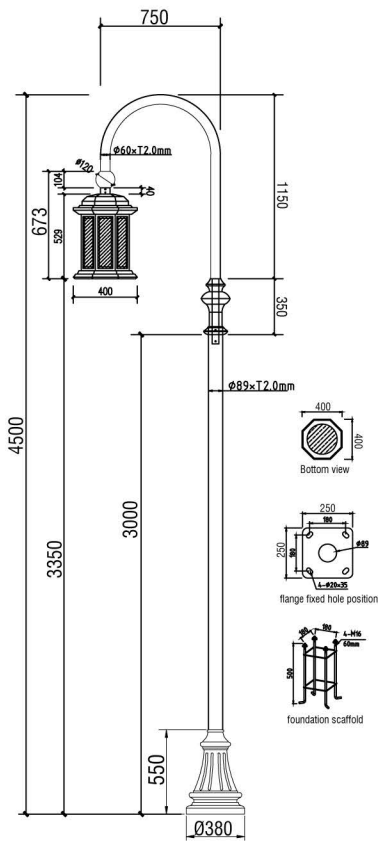
Electrical Equipment Testing Division  
Research and Development Department  
Manufacturing Security Section



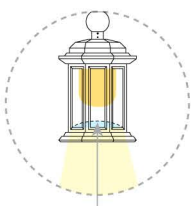
Beveling flat edge  
Clear Tempered Glass  
(กระจกใสขอบเอียง)



### DIMENSION (Unit mm.)



\*\*Excluded of bolt for fixing with ground\*\*



Special design  
Diffusing Glass lens

# LC-WD-T206-1D+T205 base CLASSIC POST LAMP

E27  
LAMP

IP55

GALVANIZED  
STEEL  
MATERIAL

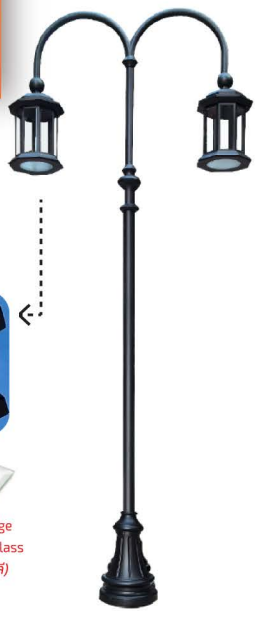
MATT  
BLACK  
COLOR

### SPECIFICATION

- Model** : LC-WD-T206-1D+T205 Base
- Light source** : 1×E27 (Waterproof Socket IP65) (Max. 50W)
- Material** : The lamp holder is galvanized steel,  
Decoration parts aluminum products  
Lamp pole for galvanized steel pipe  
There is a reflector inside lamp head cover  
All fasteners screws, nuts are  
304 stainless steel (exposed)
- Color** : Matt Black
- Paint method** : Outdoor UV Spray Powder
- Diffuser** : Beveling Flat Edge Clear Tempered Glass
- IP** : 55
- Input Voltage** : AC220V~50Hz
- Dimension (mm.)** : Head Size : W400×L400×H529 mm.  
With ball H673 mm.  
Total H4500 mm., Pole Ø89 × T2.0 mm.

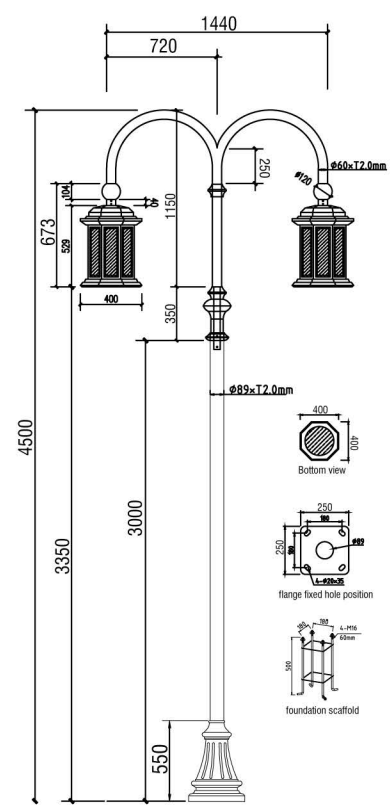
**UNIT PRICE : 22,000.-**



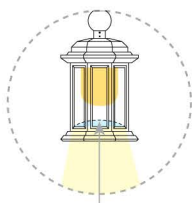


Beveling flat edge  
Clear Tempered Glass  
(นํส:อนไลอ็องบึ)

**DIMENSION (Unit mm.)**



\*\*Excluded of bolt for fixing with ground\*\*



Special design  
Diffusing Glass lens

# LC-WD-T206-1D+T205 base

## CLASSIC POST LAMP



**2xE27  
LAMP**

**IP55**

**GALVANIZED  
STEEL  
MATERIAL**

**MATT  
BLACK  
COLOR**

**SPECIFICATION**

- Model** : LC-WD-T206-1D+T205 base
- Light source** : 2 × E27 (Waterproof Socket IP65) (Max. 50W)
- Material** : The lamp holder is galvanized steel, decoration parts aluminum products  
Lamp pole for galvanized steel pipe  
There is a reflector inside lamp head cover  
All fasteners screws, nuts are 304 stainless steel (exposed)
- Color** : Matt Black
- Paint method** : Outdoor UV Spray Powder
- Diffuser** : Beveling Flat Edge Clear Tempered Glass
- IP** : 55
- Input Voltage** : AC220V~50Hz
- Dimension (mm.)** : Head Size : L400×H529 mm.  
With ball H673 mm.  
Total H : 4500 mm.

**UNIT PRICE : 40,000.-**



# LC-WD-T1011G-1 Head + Pole T205 + Base R-373

## CLASSIC POST LAMP

**E27**  
LAMP

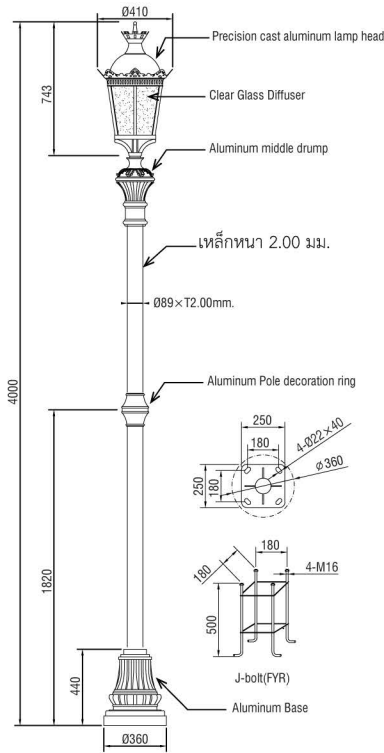
**IP65**

**ALUMINIUM**  
MATERIAL

**MATT**  
ANTHRACITE  
COLOR



### DIMENSION (Unit mm.)



\*\*Excluded of bolt for fixing with ground\*\*

### SPECIFICATION

<b>Model</b>	: LC-WD-T1011G-1 Head + Pole T205 + Base R-373
<b>Light source</b>	: 1×E27 (Waterproof Socket IP65) (Max. 50W)
<b>Material</b>	: Galvanized steel tube Aluminum base, Aluminum lamp head,
<b>Craftwork</b>	: The surface of the lamp body is electrostatic sprayed with high-quality UV protection outdoor plastic powder, thickness $\geq 80\mu\text{m}$ , exposed fastener screws and nuts are (304#) stainless steel,
<b>Color</b>	: Matt Anthracite
<b>Paint method</b>	: Outdoor UV Spray Powder
<b>Diffuser</b>	: Clear glass
<b>IP</b>	: 65
<b>Input Voltage</b>	: AC220V~50Hz
<b>Dimension (mm.)</b>	: Lamp head $\varnothing 410 \times H 743$ mm. Pole $\varnothing 89 \times T 2.0$ mm. Total H4000 mm.



# LC-WD-T1011G-2 Head + Pole T205 + Arm Y009 + Base R-373

## CLASSIC POST LAMP



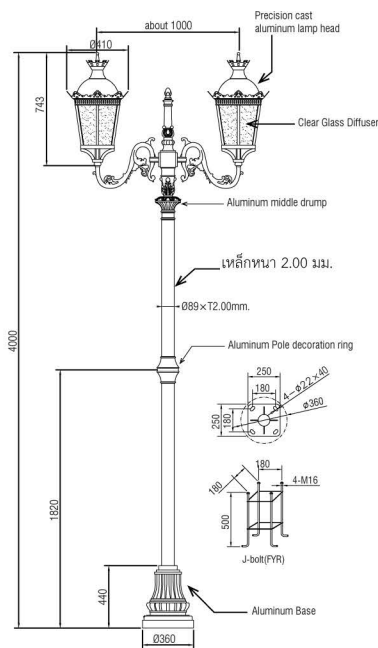
2xE27  
LAMP

IP65

ALUMINIUM  
MATERIAL

MATT  
ANTHRACITE  
COLOR

### DIMENSION (Unit mm.)



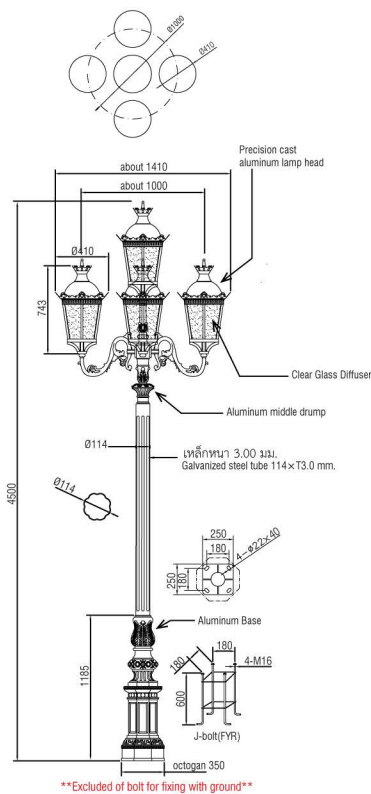
\*\*Excluded of bolt for fixing with ground\*\*

### SPECIFICATION

- Model** : LC-WD-T1011G-2 Head + Pole T205 + Arm Y009 + Base R-373
- Light source** : 2×E27 (Waterproof Socket IP65) (Max. 50W)
- Material** : Galvanized steel tube  
Aluminum base,  
Aluminum lamp head,
- Craftwork** : The surface of the lamp body is electrostatic sprayed with high-quality UV protection outdoor plastic powder, thickness  $\geq 80\mu\text{m}$ , exposed astener screws and nuts are (304#) stainless steel,
- Color** : Matt Anthracite
- Paint method** : Outdoor UV Spray Powder
- Diffuser** : Clear glass
- IP** : 65
- Input Voltage** : AC220V~50Hz
- Dimension (mm.)** : Lamp head  $\text{Ø}410 \times \text{H}743$  mm. Lamp Arm L1000 mm.  
Pole  $\text{Ø}89 \times \text{T}2.0$  mm.  
Total H4000 mm.



**DIMENSION (Unit mm.)**



**5x E27  
LAMP**

**IP65**

**ALUMINIUM  
MATERIAL**

**MATT  
ANTHRACITE  
COLOR**

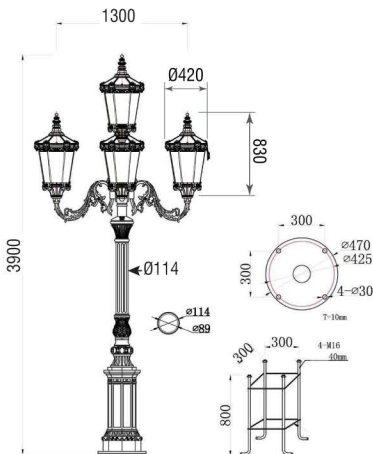
# LC-WD-1011G-5 Head (4+1)+Pole T221S + Arm Y009 + Base T221 CLASSIC POST LAMP

**SPECIFICATION**

- Model** : Garden light WD-1011G-5 Head(4+1)  
+ Pole T221S + Arm Y009 + Base T221
- Light source** : 5×E27 (Waterproof Socket IP65) (Max. 50W)
- Material** : Galvanized steel tube  
Aluminum base,  
Aluminum lamp head,
- Craftwork** : The surface of the lamp body is electrostatic sprayed with high-quality UV protection outdoor plastic powder, thickness ≥80um, exposed fastener screws and nuts are (304#) stainless steel,
- Color** : Matt Anthracite
- Paint method** : Outdoor UV Spray Powder
- Diffuser** : Clear glass
- IP** : 65
- Input Voltage** : AC220V~50Hz
- Dimension (mm.)** : Lamp head Ø410×H743 mm. Lamp Arm L1000 mm.  
Pole Ø114×T3.0 mm.  
Total H4500mm.



**DIMENSION (Unit mm.)**



\*Excluded of bolt for fixing with ground

**5xE27  
LAMP**

**IP55**

**ALUMINIUM  
MATERIAL**

**MATT  
ANTHRACITE  
COLOR**

# LC-WD-T202-5 CLASSIC POST LAMP

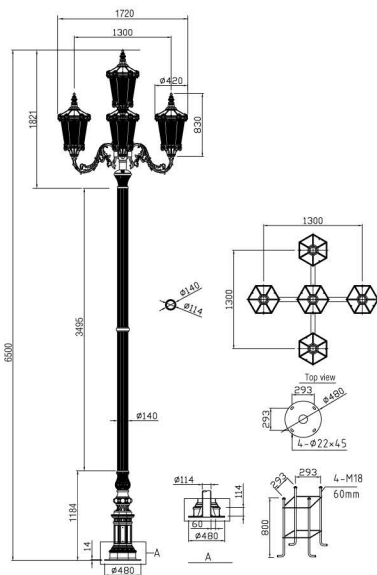
## SPECIFICATION

- Model** : LC-WD-T202-5
- Light source** : 5 ×E27 (Waterproof Socket IP65) (Max. 50W)
- Material** : The Lamp Head Base is Aluminum  
The Lamp Pole is Q235  
Hot-dip Galvanizing Tube T3.0 mm.  
The Diffuser is Clear tempered glass  
The Screws are 304 Stainless Steel
- Color** : Matt Anthracite (V322401S )
- Paint method** : Outdoor UV Spray Powder
- Diffuser** : Clear tempered glass
- IP** : 55
- Input Voltage** : AC220V~50Hz
- Dimension (WxHxL)** : Head Size : Ø420×830×1300 mm.  
Total : H3900mm., , Pole Ø89×T3.0 mm.

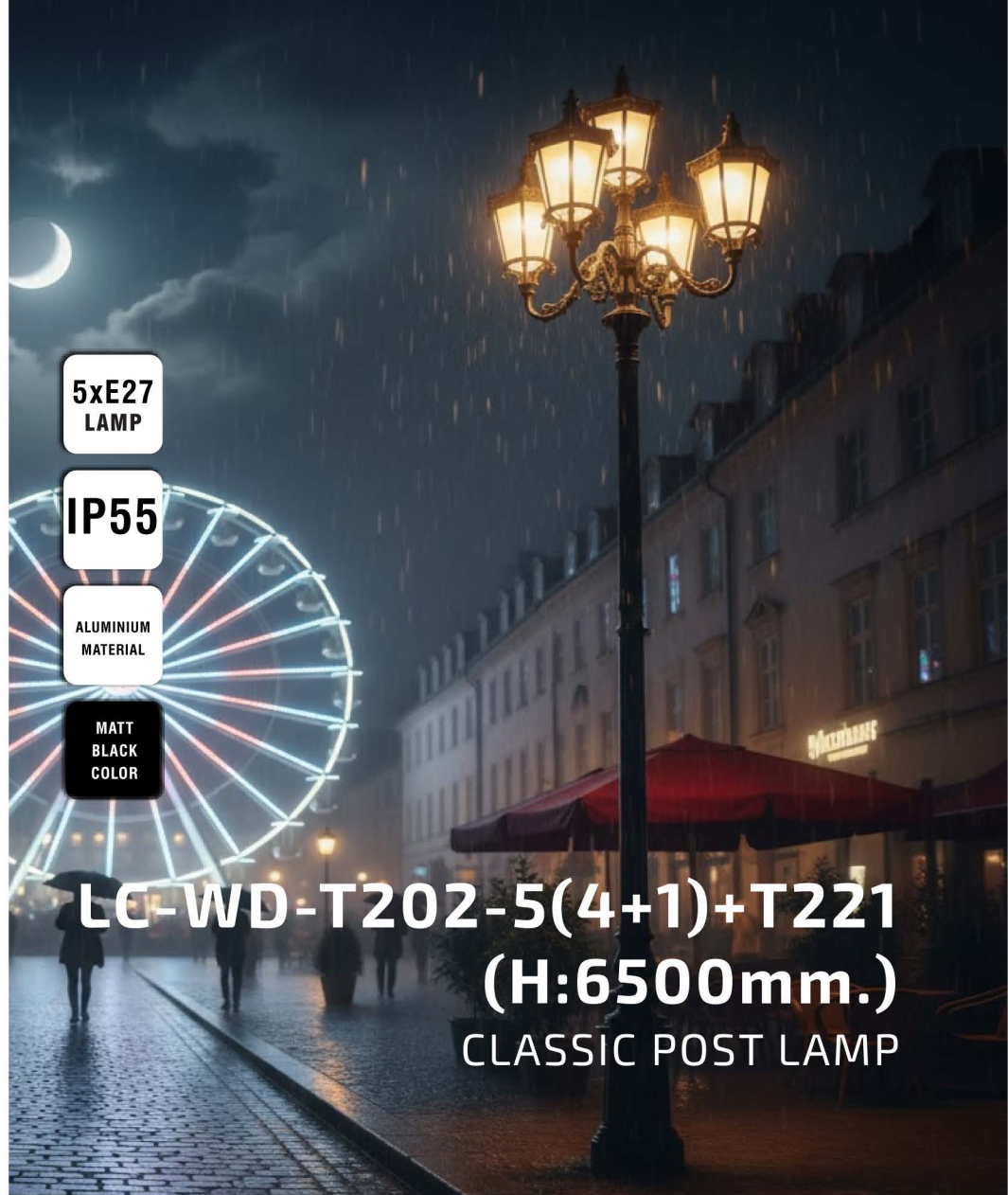
**UNIT PRICE : 57,000.-**



**DIMENSION (Unit mm.)**



\*\*Excluded of bolt for fixing with ground\*\*



**5xE27  
LAMP**

**IP55**

**ALUMINIUM  
MATERIAL**

**MATT  
BLACK  
COLOR**


# LC-WD-T202-5(4+1)+T221 (H:6500mm.) CLASSIC POST LAMP

## SPECIFICATION

<b>Model</b>	: LC-WD-T202-5(4+1)+T221
<b>Light source</b>	: 5 × E27 (Waterproof Socket IP65) (Max. 50W)
<b>Material</b>	: Aluminum lamp head. Hot Dipped Galvanized Zinc Bath immersion steel middle pole and aluminum Pole Ø140×T3.0mm. (H6500mm.)
<b>Color</b>	: Matt Black
<b>Paint method</b>	: Outdoor UV Spray Powder
<b>Diffuser</b>	: Frosted Glass.
<b>IP</b>	: 55
<b>Input Voltage</b>	: AC220V~50Hz
<b>Dimension (ØxHxW)</b>	: Head Size : Ø420×H830×W1720mm. Total H6500 mm., Pole Ø140×T3.0mm.

**UNIT PRICE : xx,xxx.-**

LUC 

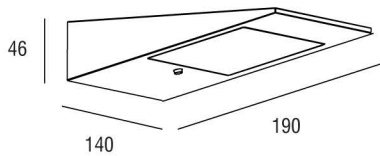


**SOLAR LIGHT**

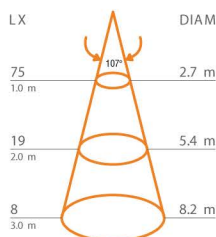
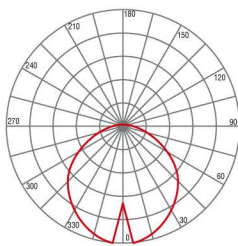


1x2200mAh lithium battery Charge: 6-8H  
(sunshine) Work time: 100%  
of light 2.5-3H, 15% of light 20H-25H

#### DIMENSION (Unit mm.)



#### PHOTOMETRIC DATA



LED  
CHIP

2W  
SOLAR PANEL

IP54

DIE-CAST  
ALUMINIUM  
MATERIAL

ANTHRACITE  
COLOR

Monocrystal  
SOLAR TYPE

SOLAR LAMP

CE

# SUNLITE WALL SOLAR WALL LIGHT

#### SPECIFICATION

<b>Model</b>	:	SUNLITE WALL
<b>Item No.</b>	:	H6041
<b>Light source</b>	:	LED Chip
<b>Solar Panel</b>	:	2W Monocrystal
<b>Light Source</b>	:	2.2 W
<b>Lumen</b>	:	195 lm
<b>CCT</b>	:	3000K
<b>Beam Angle</b>	:	107°
<b>Battery</b>	:	2V 2Ah lithium battery
<b>Charging Time</b>	:	6-8 Hours (Sunshine)
<b>Material</b>	:	Die-cast Aluminium
<b>Color</b>	:	Anthracite
<b>Paint method</b>	:	Outdoor UV Spray Powder
<b>Optical cover</b>	:	Clear PC
<b>Adjustable</b>	:	-
<b>IP</b>	:	54
<b>Dimension (WxLxH)</b>	:	190x140x46 mm.

#### ACCESSORY



Hex Wrench



Screw



Plastic Plug

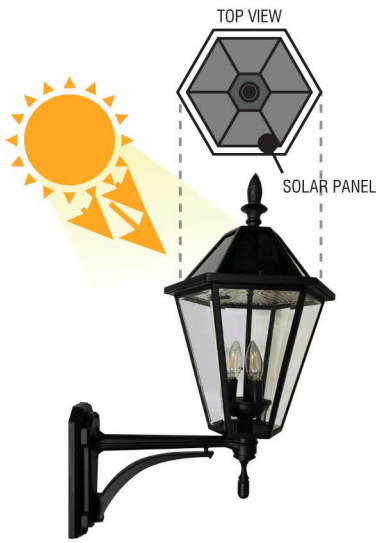
#### + Installation Manual

#### MORE INFORMATION

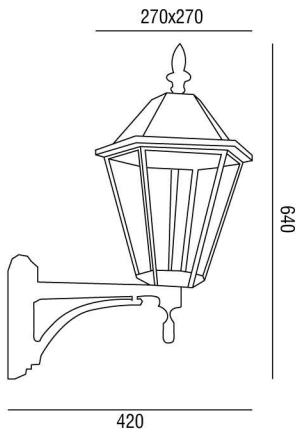
##### SOLAR PANEL

TYPE	MONOCRYSTALLINE SILICON SOLAR CELLS
MATERIAL	SILICON
POWER EFFICIENCY	17% - 20%
LIFETIME	25year+

**UNIT PRICE : 3,500.-**



**DIMENSION (Unit mm.)**



**PHOTOMETRIC DATA**

**E12**  
LAMP

**6W**  
SOLAR PANEL

**IP65**

DIE-CAST  
ALUMINIUM  
MATERIAL

ANTHRACITE  
COLOR

Monocrystal  
SOLAR TYPE

  
SOLAR LAMP

**CE**



**LONDON**  
SOLAR WALL LIGHT

**SPECIFICATION**

<b>Model</b>	: LONDON
<b>Item No.</b>	: 6951308012
<b>Solar Panel</b>	: 6W
<b>Light Source</b>	: 3×2W E12
<b>Lumen</b>	: 300 lm
<b>CCT</b>	: 3000K
<b>Beam Angle</b>	: -
<b>Battery Type</b>	: 7.4V 2.2Ah lithium battery
<b>Charging Time</b>	: 6-8 Hours (Sunshine)
<b>Material</b>	: Die-cast Aluminium
<b>Color</b>	: Black
<b>Paint method</b>	: Outdoor UV Spray Powder
<b>Optical cover</b>	: Clear Glass
<b>Adjustable</b>	: -
<b>IP</b>	: 65
<b>Dimension (WxLxH)</b>	: 270x420x640 mm.

**MORE INFORMATION**

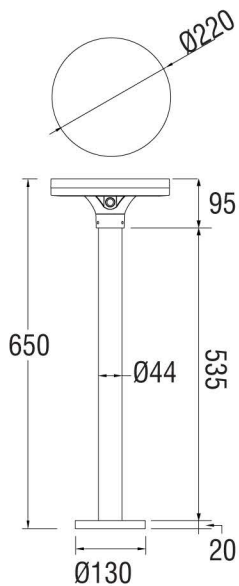
SOLAR PANEL	
TYPE	MONOCRYSTALLINE SILICON SOLAR CELLS
MATERIAL	SILICON
POWER EFFICIENCY	17% - 20%
LIFETIME	25year+

**UNIT PRICE : 8,550.-**

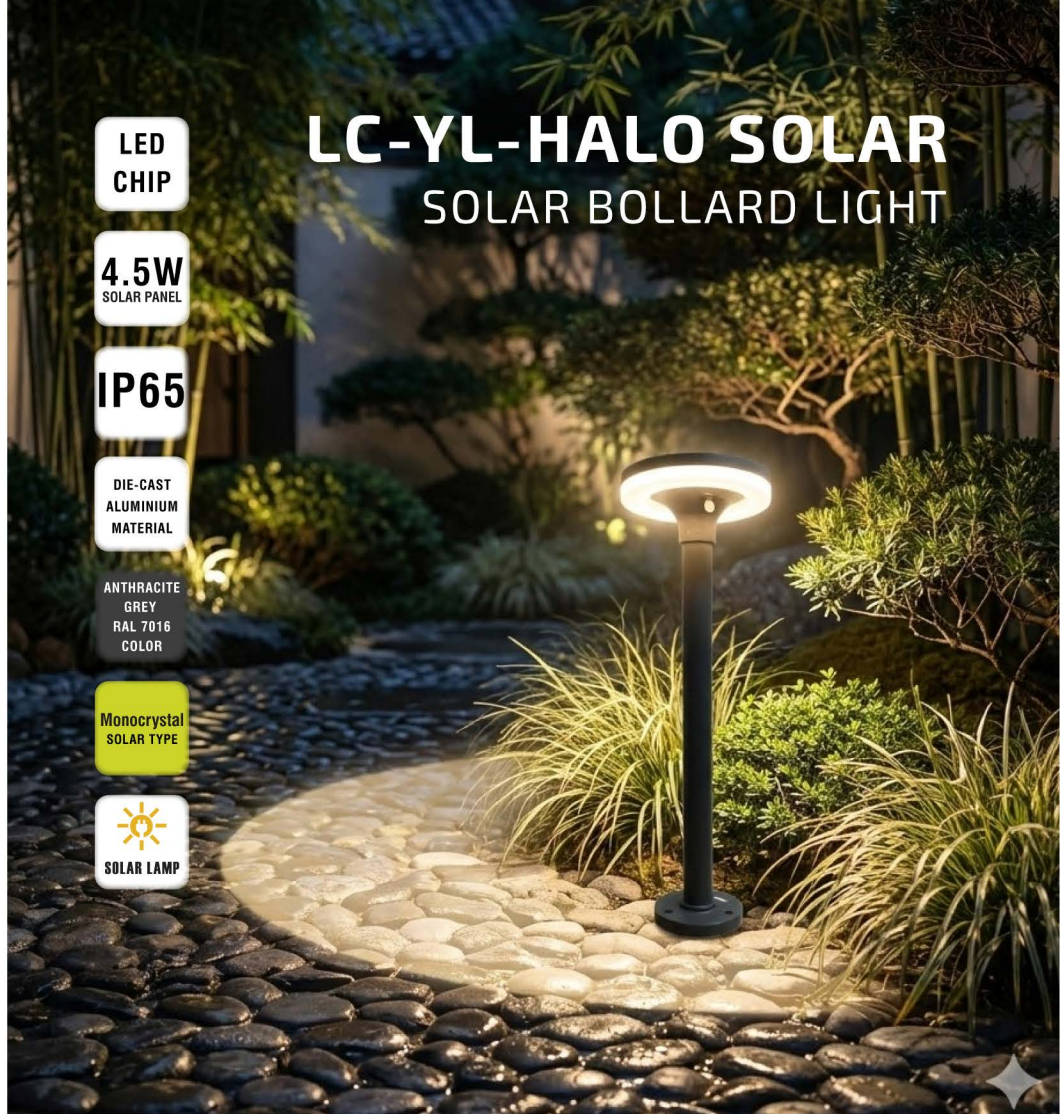
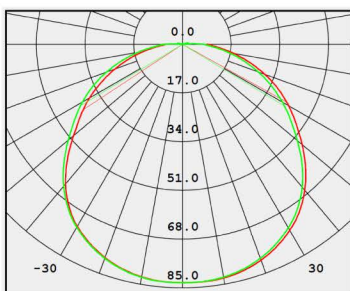


With Motion sensor  
100% lighting controlled by motion sensor, 30% lighting controlled by photocell.

#### DIMENSION (Unit mm.)



#### PHOTOMETRIC DATA



# LC-YL-HALO SOLAR SOLAR BOLLARD LIGHT

LED  
CHIP

4.5W  
SOLAR PANEL

IP65

DIE-CAST  
ALUMINIUM  
MATERIAL

ANTHRACITE  
GREY  
RAL 7016  
COLOR

Monocrystal  
SOLAR TYPE

SOLAR LAMP

#### SPECIFICATION

<b>Model</b>	: LC-YL-HALO SOLAR
<b>Light source</b>	: LED
<b>Solar Panel</b>	: 4.5 W
<b>Light Source</b>	: 2 W
<b>Lumen</b>	: 200 lm
<b>CCT</b>	: 3000K
<b>Beam Angle</b>	: 114°
<b>Battery</b>	: 3.2V 8Ah lithium battery
<b>Charging Time</b>	: 6-8 Hours
<b>Material</b>	: Die-cast Aluminium housing Extruded Aluminium pole
<b>Color</b>	: Anthracite Grey RAL 7016
<b>Paint method</b>	: Outdoor UV Spray Powder
<b>Optical cover</b>	: PMMA
<b>Adjustable</b>	: -
<b>IP</b>	: 65
<b>Dimension</b>	: Lamp Head Ø220×H95 mm. Pole Ø44×H535 mm. Base Ø130 ×H20 mm. Total Height 650 mm.

#### ACCESSORY



Hex Wrench

#### MORE INFORMATION

##### SOLAR PANEL

<b>TYPE</b>	MONOCRYSTALLINE SILICON SOLAR CELLS
<b>MATERIAL</b>	<b>SILICON</b>
<b>POWER EFFICIENCY</b>	<b>17% - 20%</b>
<b>LIFETIME</b>	<b>25year+</b>

Solar Panel  
6V 4.5W monocrystalline



**UNIT PRICE : 4,000.-**

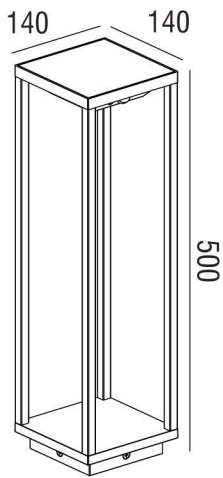
# ARA MAXI SOLAR

## SOLAR BOLLARD LIGHT

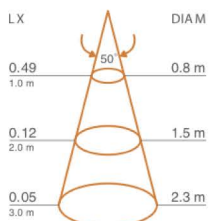
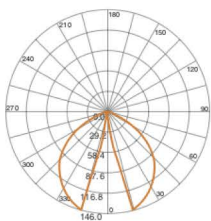


Charge : 6-8 Hours (Sunshine)  
 Work Time : 100% of light 2.5-3 Hours  
 15% of light 20-25 Hours

### DIMENSION (Unit mm.)



### PHOTOMETRIC DATA



LED  
SMD

2W  
SOLAR PANEL

IP65

DIE-CAST  
ALUMINIUM  
MATERIAL

ANTHRACITE  
COLOR

Monocrystal  
SOLAR TYPE


SOLAR LAMP

CE

### SPECIFICATION

<b>Model</b>	: ARA MAXI SOLAR
<b>Item No.</b>	: 2170103
<b>Light source</b>	: LED SMD
<b>Solar Panel</b>	: 2W
<b>Light Source</b>	: 2.2 W
<b>Lumen</b>	: 231 lm
<b>CCT</b>	: 3000K
<b>Beam Angle</b>	: 50°
<b>Battery</b>	: 2V 2Ah lithium battery
<b>Charging Time</b>	: 6-8 Hours
<b>Material</b>	: Diacasting Aluminium
<b>Color</b>	: Anthracite
<b>Paint method</b>	: Outdoor UV Spray Powder
<b>Optical cover</b>	: Safety glass lens
<b>Adjustable</b>	: -
<b>IP</b>	: 65
<b>Dimension</b>	: 140×140×500 mm.
<b>Other</b>	: Work time 100% of light: 2.5~3H, 15% of light: 20~25H (Motion Sensor)

### ACCESSORY



+ Installation Manual

### MORE INFORMATION

#### SOLAR PANEL

TYPE	MONOCRYSTALLINE SILICON SOLAR CELLS
MATERIAL	SILICON
POWER EFFICIENCY	17% - 20%
LIFETIME	25year+

**UNIT PRICE : 1,297.-**

# LC-WD-C278-SOLAR-H1000

## SOLAR BOLLARD LIGHT



**8W**  
LED POWER

**IP65**

ALUMINIUM  
MATERIAL

MATT  
BLACK  
COLOR

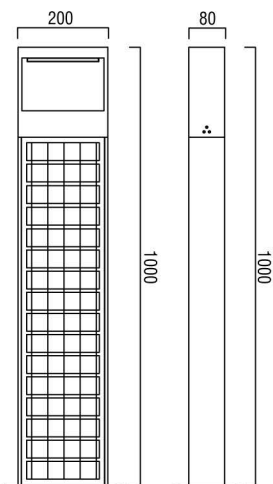
MONOCRYSTAL  
SOLAR TYPE



SOLAR LAMP



### DIMENSION (Unit mm.)



### SPECIFICATION

<b>Model</b>	: LC-WD-C278-SOLAR-H1000
<b>Light source</b>	: LED
<b>Solar Panel</b>	: Pmax 25W×2 Monocrystalline
<b>LED Power</b>	: 8W
<b>Input voltage</b>	: 9~24V
<b>Lumen</b>	: 150lm/W
<b>CCT</b>	: 3000K
<b>Beam Angle</b>	: 120°
<b>Battery</b>	: 12.8V 8Ah LiFePo4
<b>Runtime</b>	: Light on 100% (no dimming) for 12 hours no remote control, no sensor
<b>Charging Time</b>	: 8-10 Hours
<b>Working Time</b>	: 12 Hours
<b>Discharging Time</b>	: 3-4 Days
<b>Material</b>	: Aluminum
<b>Color</b>	: Matte Black (V322401S)
<b>Paint method</b>	: Outdoor UV Powder
<b>Diffuser</b>	: Tempered glass
<b>Adjustable</b>	: -
<b>IP</b>	: 65
<b>Dimension (WxLxH)</b>	: 80×200×H1000 mm.

**UNIT PRICE : xxxx**



**LED**  
LAMP

**2.8W**  
SOLAR PANEL

**IP66**

ALUMINIUM  
MATERIAL

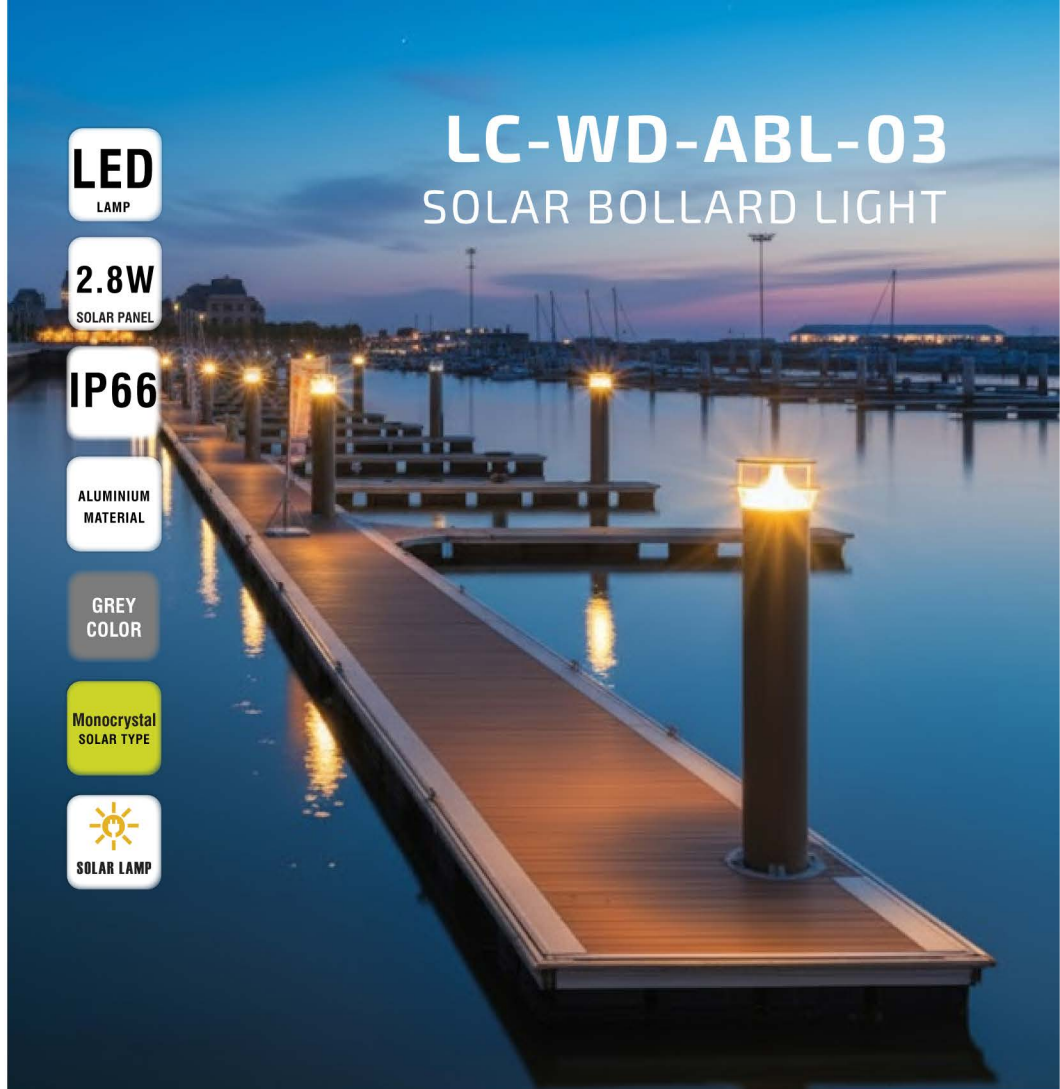
GREY  
COLOR

Monocrystal  
SOLAR TYPE

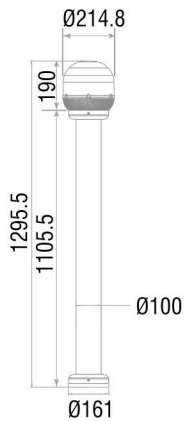


# LC-WD-ABL-03

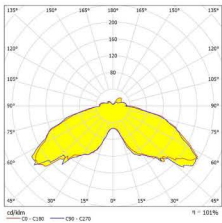
## SOLAR BOLLARD LIGHT



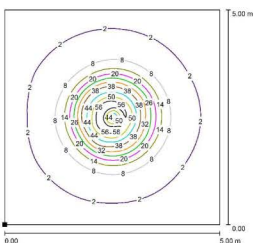
### DIMENSION (Unit mm.)



### PHOTOMETRIC DATA



### SIMULATED DIAGRAM



### SPECIFICATION

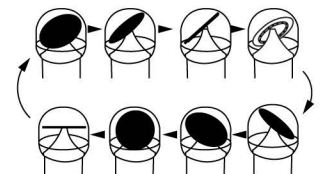
<b>Model</b>	: LC-WD-ABL-03
<b>Light source</b>	: LED Osram 3030
<b>Solar Panel</b>	: 4.3V/2.8W (Monocrystalline)
<b>LED Power</b>	: 3W
<b>Lumen</b>	: 300lm
<b>CCT</b>	: 3000K
<b>Beam Angle</b>	: 180°
<b>Battery</b>	: 5AH×2, 3.7V, 37WH, Li-Ion
<b>Default Lighting Mode</b>	: 100%5H+30% till dawn (Red ●) M2: 70% till dawn (Green ●) M3: 30% till dawn (Orange ●)
<b>Charging Time</b>	: 8-10 Hours
<b>Working Time</b>	: 12 Hours
<b>Discharging Time</b>	: 3-4 Days
<b>Material</b>	: Aluminum
<b>Color</b>	: Grey
<b>Paint method</b>	: Outdoor UV Spray Powder Anti-corrosion
<b>Diffuser</b>	: PC
<b>Adjustable</b>	: -
<b>IP/IK</b>	: IP66 / IK10
<b>Dimension Head (ØxH)</b>	: Ø214.8×H190 mm.
<b>Total height</b>	: H1295.5 mm.
<b>Base</b>	: Ø161 mm.

### MORE INFORMATION



**360° Sunlight  
Auto-Tracking**

Tracker use the latest technology to calculate the sun's maximum energy in real-time to track the position of sunlight and realizes the effect of 360° sun tracking, and obtain the maximum sun power and increase the charging efficiency by 30% compared with other similar products.



**UNIT PRICE : XXXX**

# LC-ZC-CPD9208


## SOLAR BOLLARD LIGHT



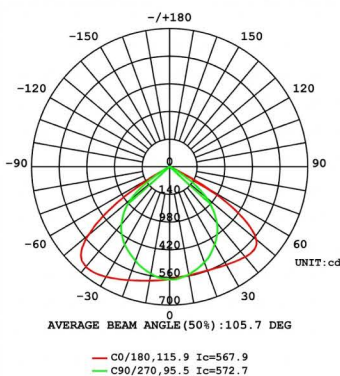
- LED SMD
- 8.5W LED POWER
- IP65
- DIE-CAST ALUMINIUM MATERIAL
- ANTHRACITE COLOR
- MONOCRYSTAL SOLAR TYPE
- SOLAR LAMP



### DIMENSION (Unit mm.)



### PHOTOMETRIC DATA



### SPECIFICATION

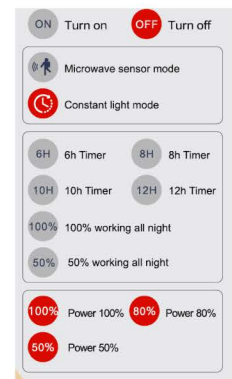
<b>Model</b>	: LC-ZC-CPD9208
<b>Light source</b>	: 3V 3030 SMD
<b>Lumen</b>	: 1420 lm
<b>CCT</b>	: 3000K
<b>Battery</b>	: 38.4WH 3.2V (LiFePO4 3.2V 12AH)
<b>Solar Panel</b>	: Monocrystalline silicon 5V 8.5W
<b>Installation type</b>	: Seat type
<b>Charging time</b>	: 6h
<b>Last rainy days</b>	: 3 days
<b>Material</b>	: die casting aluminum+PC
<b>QTY chips</b>	: 60pcs 3030 chips
<b>Controller</b>	: PWM
<b>Working Mode</b>	: light sensor, automatic turn on in daytime , automatic charging during night
<b>Working temperature</b>	: -25° to 65°
<b>IP</b>	: IP65
<b>Dimension Head (ØxH)</b>	: 320 x 800mm
<b>Base</b>	: Ø150 mm.

### ACCESSORY



### MORE INFORMATION

#### Remote Control Functions



**UNIT PRICE : xxxx**

# SWING SOLAR

## SOLAR ON GROUND



**LED**  
LAMP

**2W**  
SOLAR PANEL

**IP65**

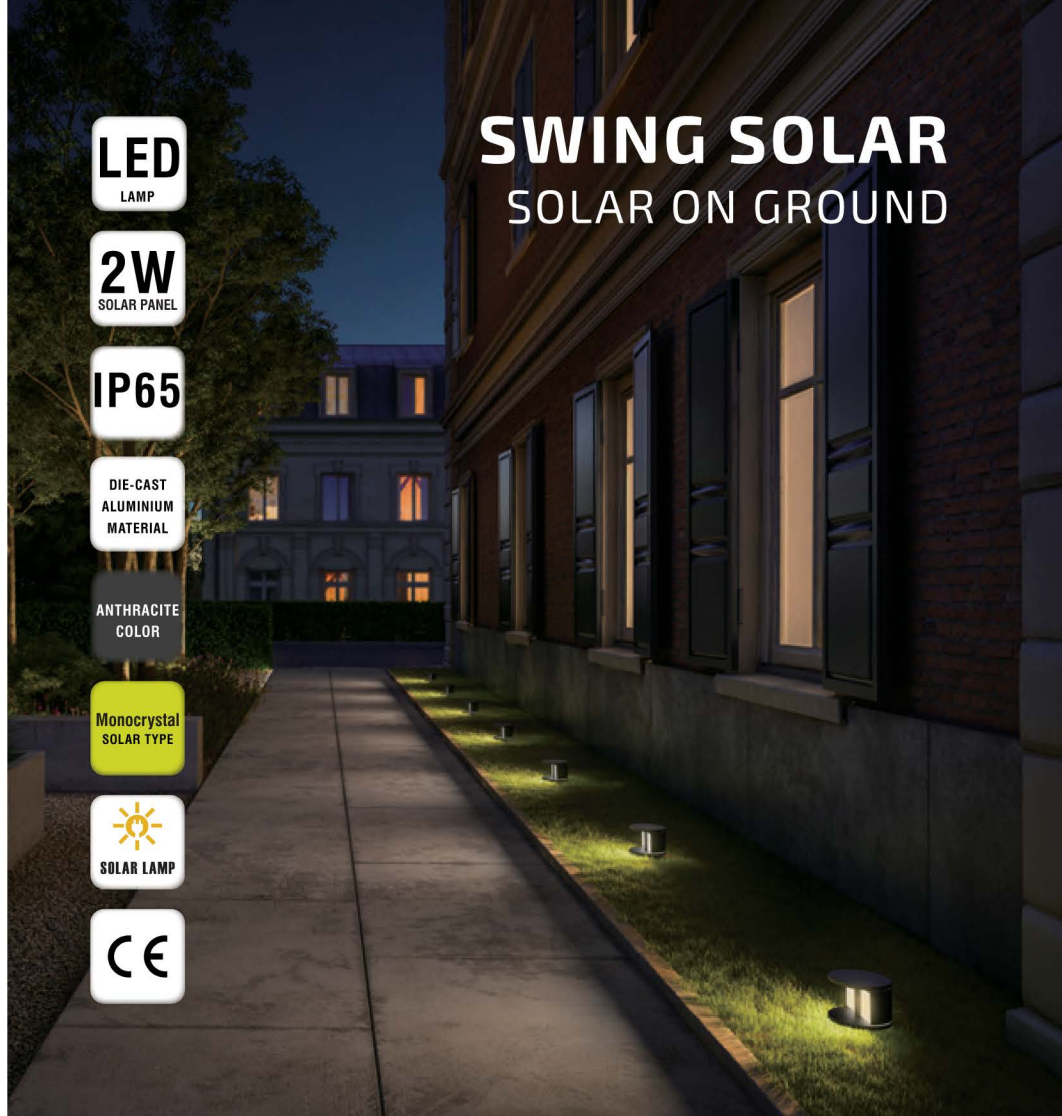
DIE-CAST  
ALUMINIUM  
MATERIAL

ANTHRACITE  
COLOR

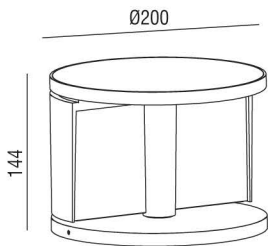
Monocrystal  
SOLAR TYPE

  
SOLAR LAMP

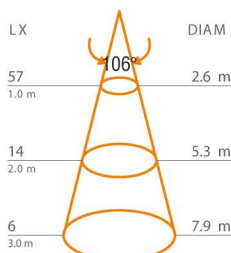
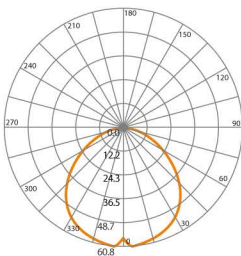
**CE**



### DIMENSION (Unit mm.)




### PHOTOMETRIC DATA



### SPECIFICATION

<b>Model</b>	: SWING SOLAR
<b>Item No.</b>	: H6131
<b>Light source</b>	: LED
<b>Solar Panel</b>	: 2W
<b>LED Power</b>	: 2.5W
<b>Lumen</b>	: 250 lm
<b>CCT</b>	: 3000K
<b>Beam Angle</b>	: 106°
<b>Battery</b>	: 3×1.8Ah lithium battery
<b>Charging Time</b>	: 7 Hours
<b>Material</b>	: Die-cast aluminium
<b>Color</b>	: Anthracite
<b>Paint method</b>	: Outdoor UV Spray Powder
<b>Optical cover</b>	: Opal PC
<b>Adjustable</b>	: -
<b>IP</b>	: 65
<b>Dimension (ØxH)</b>	: Ø200×144mm.
<b>Sensor</b>	: Automatically light up at night (≤50lux) work time: 11H

### ACCESSORY



### MORE INFORMATION

#### SOLAR PANEL


<b>TYPE</b>	MONOCRYSTALLINE SILICON SOLAR CELLS
<b>MATERIAL</b>	<b>SILICON</b>
<b>POWER EFFICIENCY</b>	<b>17% - 20%</b>
<b>LIFETIME</b>	<b>25year+</b>

**UNIT PRICE : xxxx**

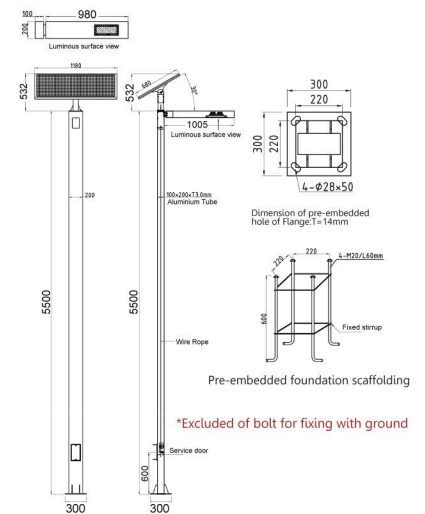


# LC-WD-T135 SOLAR PANEL-DUAL MODE SOLAR STREET LIGHT

- LED PHILIPS
- 30W LED POWER
- IP65
- 18V120W SOLAR PANEL
- ALUMINIUM MATERIAL
- MATT ANTHRACITE COLOR
- POLYCRYSTAL SOLAR TYPE
- SOLAR LAMP



## DIMENSION (Unit mm.)



## MORE INFORMATION

### SOLAR PANEL

TYPE	POLYCRYSTALLINE SILICON SOLAR CELLS
MATERIAL	(POLYCRYSTALLINE,P-SI)
POWER EFFICIENCY	15%-19%
LIFETIME	20 year

## SPECIFICATION

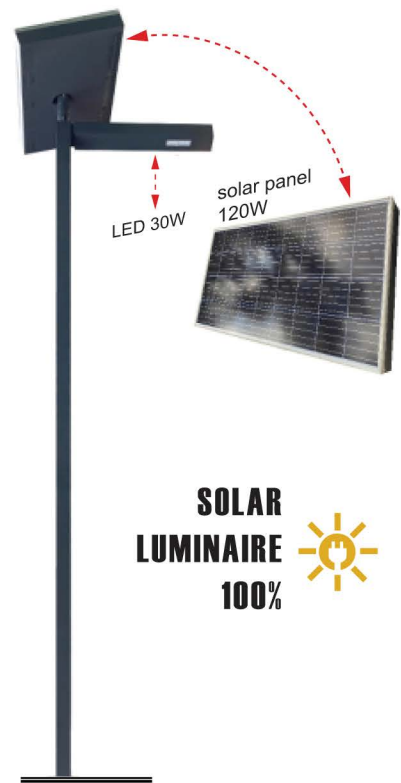
- Model** : LC-WD-T135 SOLAR PANEL-DUAL MODE
- Color** : Matt Anthracite (V322401S )
- Size** : W200 x L1100 x H5500 mm.  
Lamp Pole 100 x 200 mm.
- Light Source** : lumileds (Phillips)
- LED Power** : 30W
- Led Efficiency** : 120 lm/w 3600lm
- CCT** : 4000K
- Solar Panel** : Dual Mode ; Polysilicon solar Panel 18V 120W, size 1180 x 680 x 30mm
- Battery** : 8V 48Ah lithium battery (32650)
- Working Time** : SDH-60W 12V waterproof utility complementary constant current all in one machine  
It lasts for 3-5 cloudy and rainy days, lighting for 8-10 hours every day, and lighting in three time periods, the first period of 4 hours is 100%, the middle period of 3 hours is 70%, and the last period of 3 hours is 50%
- Input Voltage** : AC220V-50Hz
- Material** : Good quality aluminum lamp head T3. 0mm. Q235 hot-dip galvanized steel tube lamp pole T3. 0mm. Optical lens diffuse. The exposed fastening screws, nuts is 304 stainless steel.
- Craftwork** : Outdoor Spray powder, Anti-rotten/acid. alkali. thickness 80um, fastening screws, nuts of stainless steel (exposed).
- IP** : 65

**UNIT PRICE : XXXX**

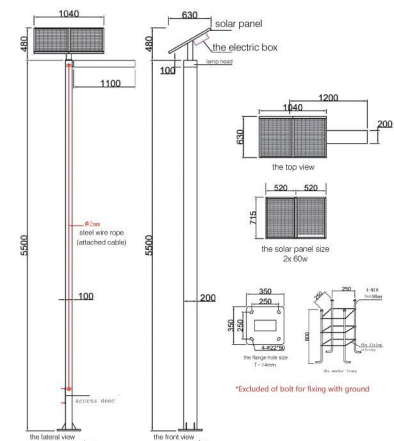


# LC-WD-T135 SOLAR PANEL -SOLAR LUMINAIRE 100% SOLAR STREET LIGHT

- LED PHILIPS
- 30W LED POWER
- IP65
- 18V120W SOLAR PANEL
- ALUMINIUM MATERIAL
- MATT ANTHRACITE COLOR
- POLYCRYSTAL SOLAR TYPE
- SOLAR LAMP



## DIMENSION (Unit mm.)



## MORE INFORMATION


### SOLAR PANEL

TYPE	POLYCRYSTALLINE SILICON SOLAR CELLS
MATERIAL	(POLYCRYSTALLINE,P-SI)
POWER EFFICIENCY	15%-19%
LIFETIME	20 year

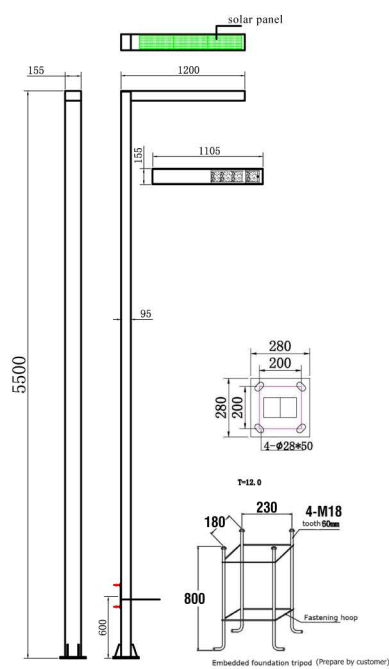
## SPECIFICATION

- Model** : LC-WD-T135 SOLAR PANEL-SOLAR LUMINAIRE 100%
- Color** : Matt Anthracite (V322401S )
- Size** : W200 x L1100 x H5500 mm.  
Lamp pole 100 x 200 mm.
- Light Source** : lumileds (Phillips)
- LED Power** : 30W
- Led Efficiency** : 120 lm/w 3600lm
- CCT** : 4000K
- Solar Panel** : 18V 120W polysilicon solar panel,  
Size 1180 x 680 x 30mm.
- Battery** : 8V 48Ah lithium battery (32650)
- Working Time** : SDH-30W light control + time control  
low voltage constant current integrated controller 15A  
It lasts for 3-5 cloudy and rainy days,  
lighting for 8-10 hours every day,  
and lighting in three time periods,  
the first period of 4 hours is 100%,  
the middle period of 3 hours is 70%,  
and the last period of 3 hours is 50%
- Material** : Good quality aluminum lamp head T3.0mm. Q235 hot-dip galvanized steel tube lamp pole T3.0mm. Optical lens diffuse. The exposed fastening screws, nuts is 304 stainless steel.
- Craftwork** : Outdoor UV Spray Powder  
Anti-rotten/acid. alkal i. thickness 80um, fastening screws, nuts of stainless steel (exposed).
- IP** : 65
- Fix The Wire** : Stainless steel

**UNIT PRICE : xxxx**



**DIMENSION (Unit mm.)**



\*Excluded of bolt for fixing with ground



- EPISTAR LED
- 15W+50W (solar) (electric) LED POWER
- IP65
- 2x15W SOLAR PANEL
- ALUMINIUM MATERIAL
- MATT ANTHRACITE COLOR
- POLYCRYSTALLINE SOLAR TYPE
- SOLAR LAMP

**LC-WD-T135 SOLAR PLUS+ SOLAR STREET LIGHT**

**SPECIFICATION**

- Model** : LC-WD-T135 SOLAR PLUS+
- Color** : Matt Anthracite (V322401S)
- Size** : W155 x L1200 x H5500 mm.
- Light Source** : 15W LED Module Epistar (Solar Power)  
50W LED Module Epistar LED (Electric Power)
- LED Efficiency** : -
- CCT** : 4000K
- Solar Panel** : Polycrystalline Silicon 6v 15W×2
- Battery** : 12V 20Ah lithium battery
- Working Time** : Full charge in 5 hours.  
3-4 rainy days, 8 hrs/day working time, divided into three periods,  
3hrs 100%  
3hrs 75%  
2hrs 50%
- Input Voltage** : AC220V-50Hz
- Material** : Good quality aluminum.  
The diffuse glass is tempered clear glass.  
The exposed fastening screws, nuts is 304 stainless steel.
- Craftwork** : Outdoor UV Spray Powder Anti-rotten/acid. alkal i. thickness 80um, fastening screws, nuts of stainless steel (exposed).
- IP** : 65
- Dimension** : 1200 ×155 ×5500 mm.
- Total Height** : 5500 mm.

**MORE INFORMATION**

**DUAL SYSTEM (Solar + Electricity)**

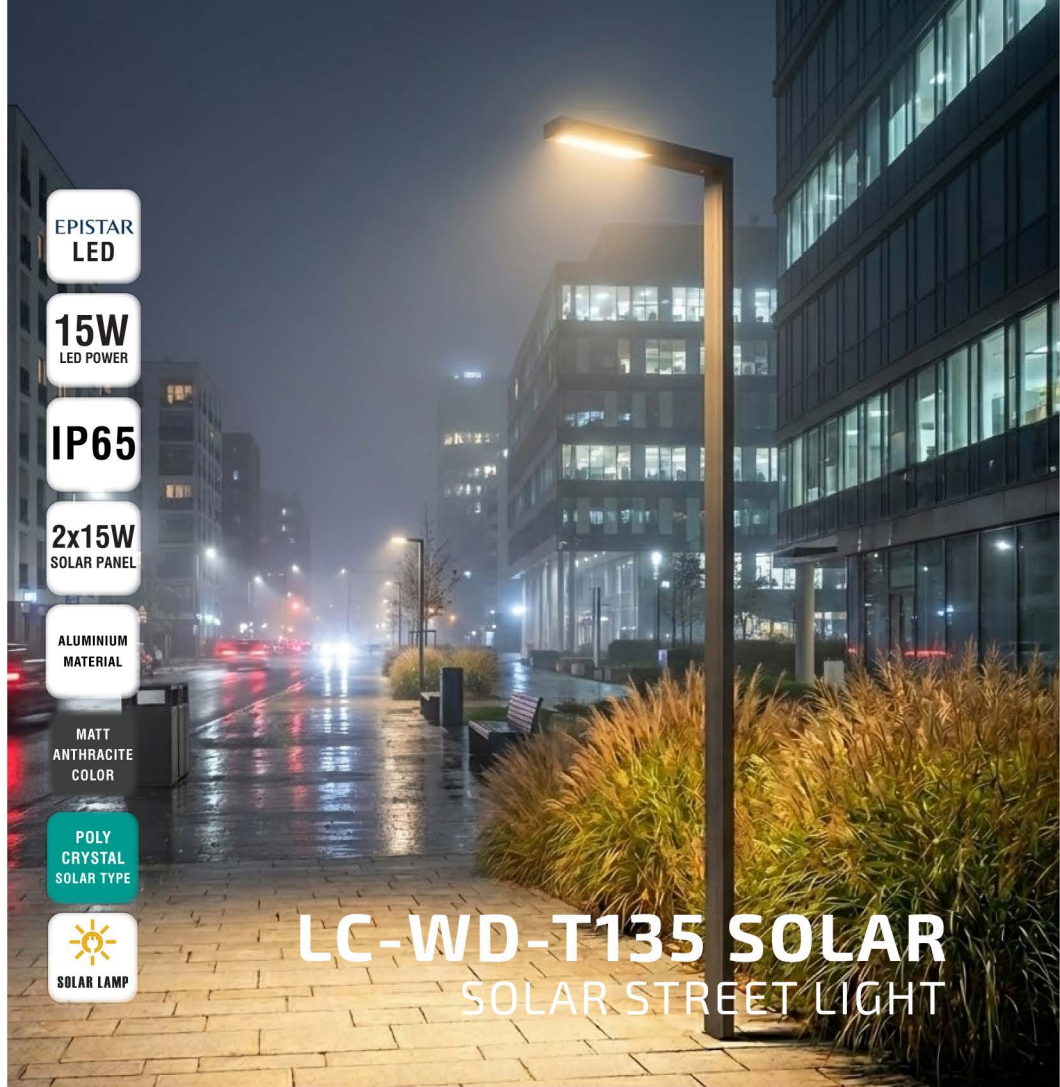
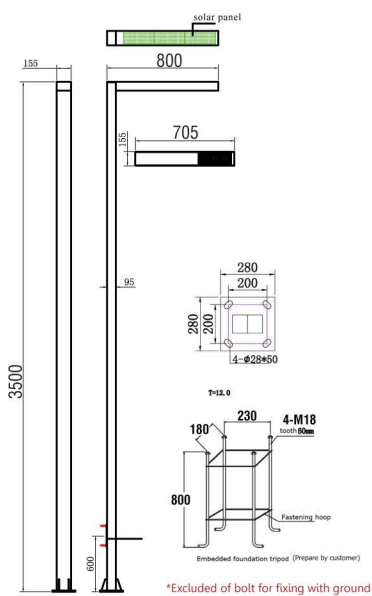
**SOLAR PANEL**

TYPE	POLYCRYSTALLINE SILICON SOLAR CELLS
MATERIAL	(polycrystalline, p-Si)
POWER EFFICIENCY	15%-19%
LIFETIME	20 year

**UNIT PRICE : xxxx**



**DIMENSION (Unit mm.)**



**LC-WD-T135 SOLAR  
SOLAR STREET LIGHT**

- EPISTAR LED
- 15W LED POWER
- IP65
- 2x15W SOLAR PANEL
- ALUMINIUM MATERIAL
- MATT ANTHRACITE COLOR
- POLY CRYSTAL SOLAR TYPE
- SOLAR LAMP

**SPECIFICATION**

- Color** : Matt Anthracite (V322014S)
- Size** : W155 x L800 x H3500 mm.
- Light Source** : LED Module Epistar
- LED Power** : 15W
- Solar Panel** : 6V 15W×2
- Battery** : 3.2V 40AH Lithium battery ( including booster controller)
- Charge Time** : 5 hours/day.It takes 10 hours to charge when there is no power at all.
- Lighting Pe** : 100% 2 hrs, 70% 2 hrs, 50% 4 hrs, 3-5 rainy days
- Beam Angle** : 120°
- Input Voltage** : 9~24V
- CCT** : 4000K
- Material** : Good quality aluminum.  
The diffuse glass is tempered clear glass.  
The exposed fastening screws, nuts is 304 stainless steel.
- Craftwork** : Outdoor UV Spray Powder  
Anti-rotten/acid.alkali.thickness,80um.  
fastening screws, nuts of stainless steel (exposed).
- IP** : 65
- Dimension** : 800 × 155 × 3500 mm.
- Total Height** : 3500 mm.

**MORE INFORMATION**

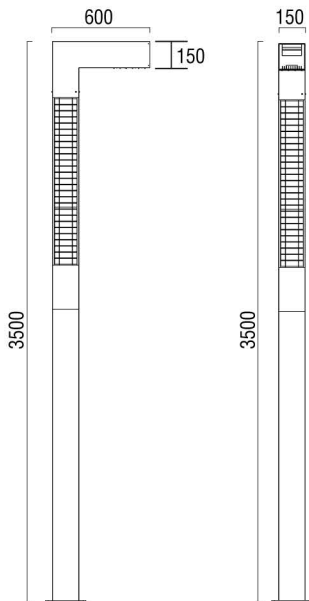
**SOLAR PANEL**

<b>TYPE</b>	POLYCRYSTALLINE SILICON SOLAR CELLS
<b>MATERIAL</b>	(polycrystalline, p-Si)
<b>POWER EFFICIENCY</b>	15%-19%
<b>LIFETIME</b>	20 year

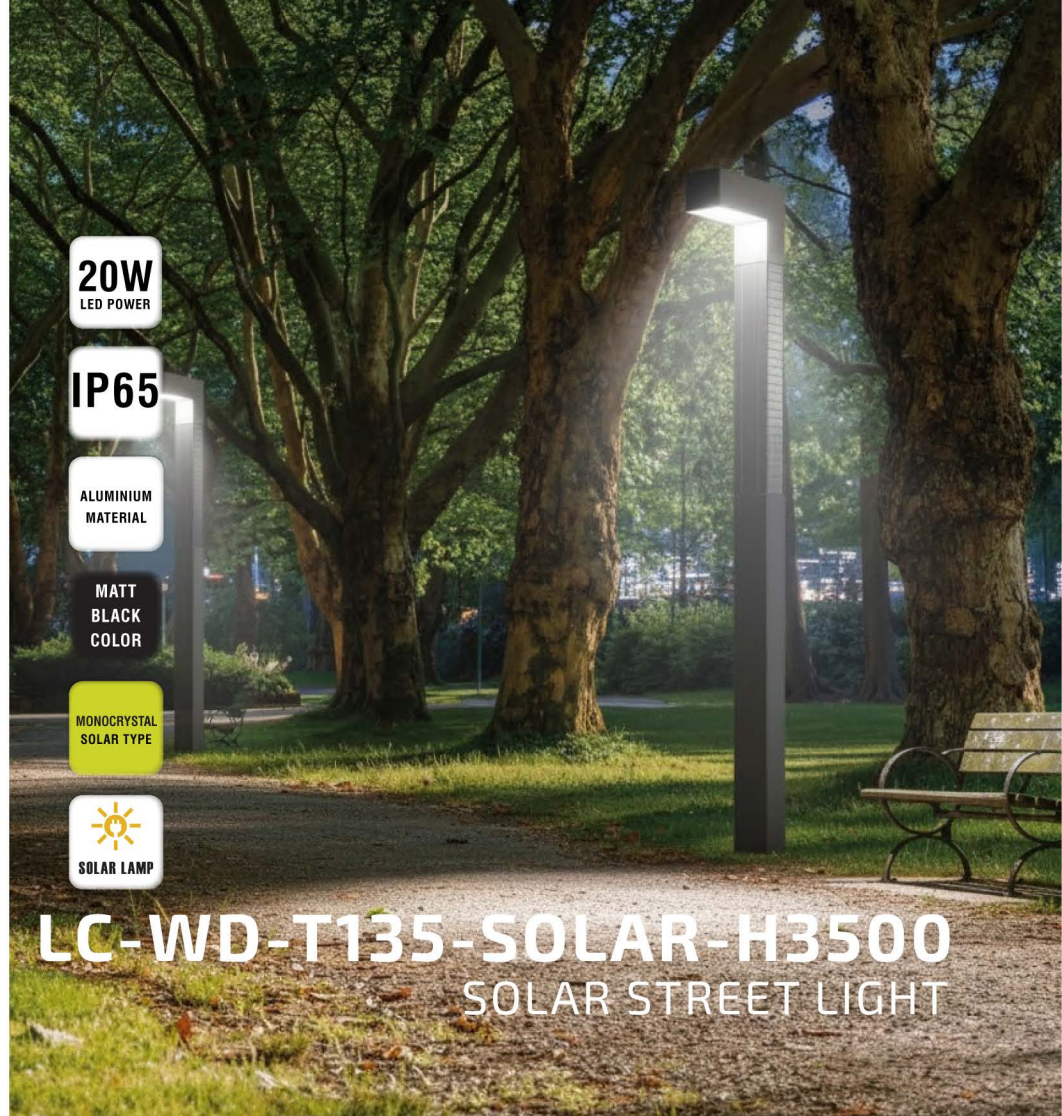
**UNIT PRICE : XXXX**



**DIMENSION (Unit mm.)**



\*Excluded of bolt for fixing with ground



**20W**  
LED POWER

**IP65**

ALUMINIUM  
MATERIAL

MATT  
BLACK  
COLOR

MONOCRYSTAL  
SOLAR TYPE

  
SOLAR LAMP

# LC-WD-T135-SOLAR-H3500

## SOLAR STREET LIGHT

### SPECIFICATION

<b>Model</b>	: LC-WD-T135-SOLAR-H3500
<b>Light source</b>	: LED
<b>Solar Panel</b>	: Pmax 22.5W, 4 × (Monocrystalline)
<b>LED Power</b>	: 20W
<b>Input voltage</b>	: 9~24V
<b>Lumen</b>	: 150lm/W
<b>CCT</b>	: 3000K
<b>Beam Angle</b>	: 120°
<b>Battery</b>	: 3.2V 100Ah LiFePo4
<b>Runtime</b>	: Light on 100% (no dimming) for 12 hours no remote control, no sensor
<b>Charging Time</b>	: 8-10 Hours
<b>Working Time</b>	: 12 Hours
<b>Discharging Time</b>	: 3-4 Days
<b>Material</b>	: Pole Aluminum
<b>Color</b>	: Matte Black (V322401S)
<b>Paint method</b>	: Outdoor UV Powder
<b>Diffuser</b>	: Tempered glass
<b>Adjustable</b>	: -
<b>IP</b>	: 65
<b>Dimension</b>	: Pole W150×L150×H3500mm. Head 150×150×600 mm.

**UNIT PRICE : xxxx**

# LC-WD-GGD2403

## SOLAR STREET LIGHT



LED  
SMD

12W  
LED POWER

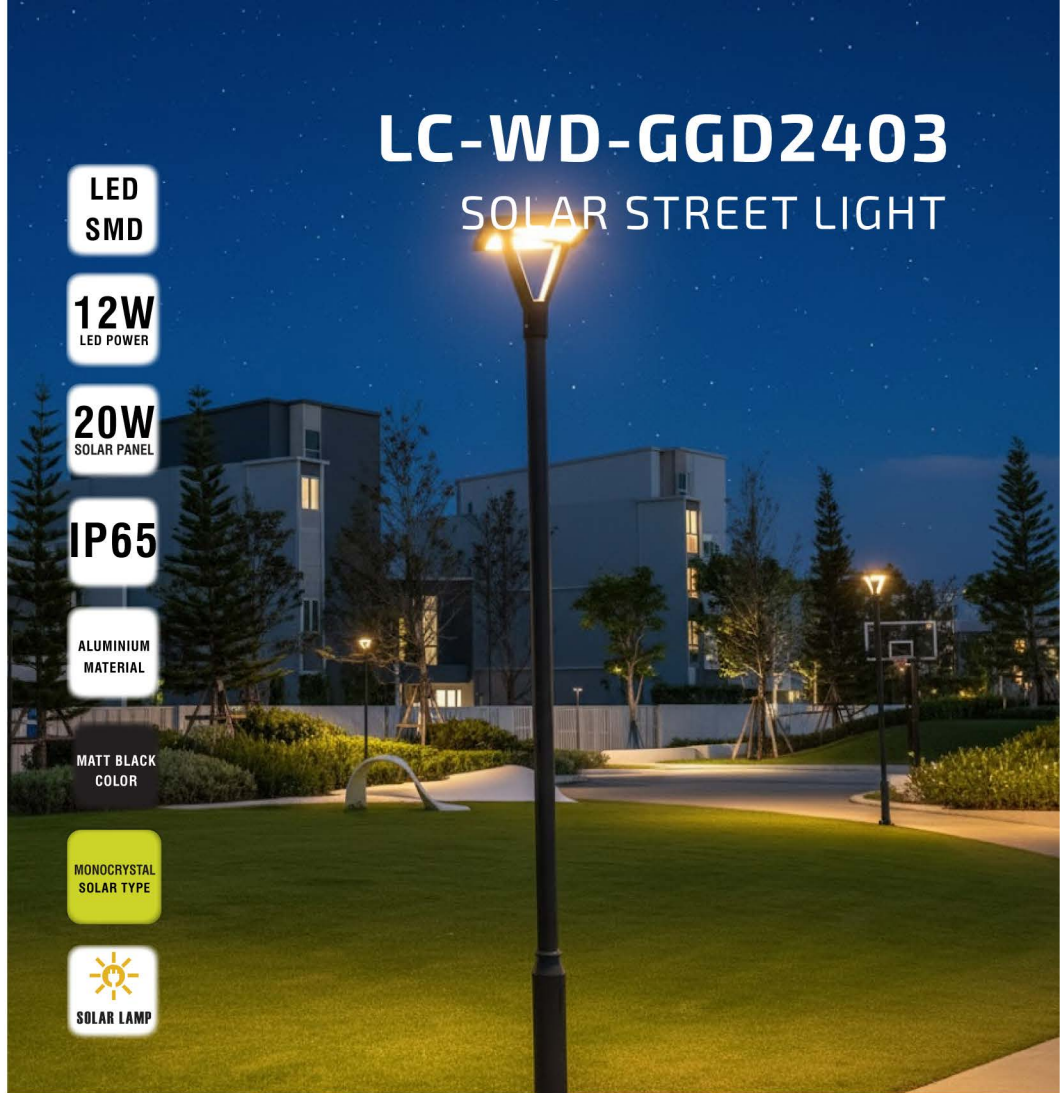
20W  
SOLAR PANEL

IP65

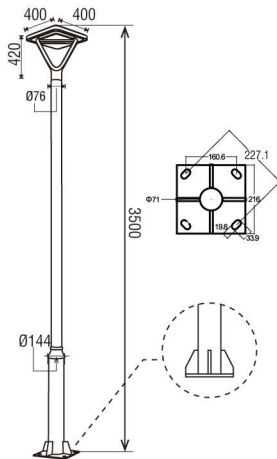
ALUMINIUM  
MATERIAL

MATT BLACK  
COLOR

MONOCRYSTAL  
SOLAR TYPE



### DIMENSION (Unit mm.)



\*Excluded of bolt for fixing with ground

### SPECIFICATION

<b>Model</b>	: LC-WD-GGD2403
<b>Light source</b>	: LED SMD 2835
<b>Solar Panel</b>	: 20W 5V Monocrystalline Solar
<b>LED Power</b>	: 12W
<b>Lumen</b>	: 1800lm
<b>CCT</b>	: 3000K
<b>Beam Angle</b>	: 140°
<b>Battery</b>	: 3.2V 20AH LiFePO4 Lithium Battery
<b>Charging Time</b>	: 3-5 Hours
<b>Working Time</b>	: 12 Hours
<b>Discharging Time</b>	: 3-4 Days
<b>Material</b>	: - Die casting aluminum+PC - Galvanized pole.
<b>Color</b>	: Matt Black
<b>Paint method</b>	: Outdoor UV Spray Powder
<b>Optical cover</b>	: PMMA
<b>Adjustable</b>	: -
<b>IP</b>	: 65
<b>Dimension (mm.)</b>	: Lamp Head 400×400 × H420 mm.
<b>Total Height</b>	: 3500 mm.

### MORE INFORMATION

#### SOLAR PANEL

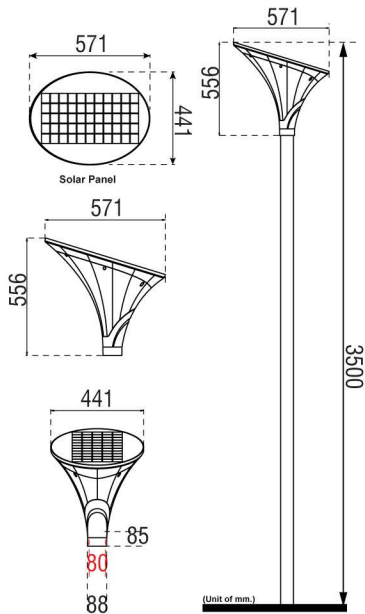
TYPE	MONOCRYSTALLINE SILICON SOLAR CELLS
MATERIAL	SILICON
POWER EFFICIENCY	17% - 20%
LIFETIME	25year+



**UNIT PRICE : 14,000.-**



**DIMENSION (Unit mm.)**



\*Excluded of bolt for fixing with ground

**LED**  
LAMP

**25W**  
SOLAR PANEL

**IP65**

DIE-CAST  
ALUMINIUM  
MATERIAL

MATT BLACK  
COLOR

MONOCRYSTAL  
SOLAR TYPE

  
SOLAR LAMP

**LC-WD-LILY SOLAR**  
SOLAR STREET LIGHT

**SPECIFICATION**


- Model** : LC-WD-LILY SOLAR
- Light source** : LED SMD 2835
- Solar Panel** : 25W 5V Monocrystalline Solar
- LED Power** : 12W
- Lumen** : 1320lm~1440lm
- CCT** : 3000K
- Beam Angle** : N/A
- Battery** : 3.2V 30Ah lithium battery
- Charging Time** : 3-5 Hours
- Discharging Time** : 3~4 days
- Material** : Die-casting aluminum  
Galvanized pole.
- Color** : Matt Black
- Paint method** : Outdoor UV Spray Powder
- Optical cover** : PMMA
- IP** : 65
- Dimension** : Lamp Head 571×441×H556mm.
- Total Height** : 3500 mm.

**MORE INFORMATION**

**SOLAR PANEL**

TYPE	MONOCRYSTALLINE SILICON SOLAR CELLS
MATERIAL	SILICON
POWER EFFICIENCY	17% - 20%
LIFETIME	25year+

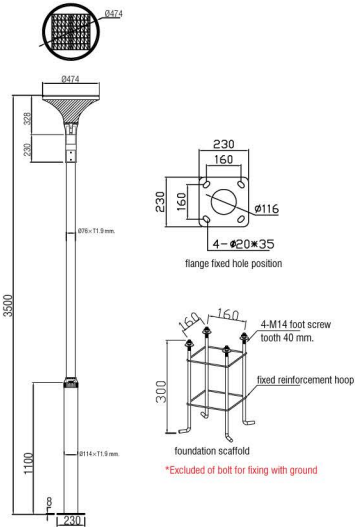
Solar Panel  
**25W**



**UNIT PRICE : xxxx**



**DIMENSION (Unit mm.)**



**LED**  
LAMP

**8W**  
LED POWER

**22W**  
SOLAR PANEL

**IP65**

**DIE-CAST**  
ALUMINIUM  
MATERIAL

**BLACK**  
COLOR

**MONOCRYSTAL**  
SOLAR TYPE

**SOLAR LAMP**

# LC-WD-5X-DC-ZT

## SOLAR STREET LIGHT

### SPECIFICATION

<b>Model</b>	: LC-WD-5X-DC-ZT
<b>Light source</b>	: LED
<b>Solar Panel</b>	: 22W 5V Monocrystalline Solar
<b>LED Power</b>	: 8W
<b>Lumen</b>	: 960 lm
<b>CCT</b>	: 3000K
<b>Beam Angle</b>	: 140°
<b>Battery</b>	: 3.2V 15Ah lithium battery
<b>Charging Time</b>	: 3-5 Hours
<b>Working Time</b>	: 8 Hours
<b>Discharging Time</b>	: 3-4 Days
<b>Material</b>	: (Lamp) Die Casting Aluminum+Frosty PMMA (Pole) Galvanized steel
<b>Color</b>	: Black
<b>Paint method</b>	: Outdoor UV Spray Powder
<b>Diffuser</b>	: PMMA Frosted Acrylic
<b>Adjustable</b>	: -
<b>IP</b>	: 65
<b>Dimension</b>	: Lamp head $\varnothing 474 \times H 328$ mm.
<b>Total Height</b>	: Total H : 3500 mm.

### MORE INFORMATION

#### SOLAR PANEL

<b>TYPE</b>	MONOCRYSTALLINE SILICON SOLAR CELLS
<b>MATERIAL</b>	<b>SILICON</b>
<b>POWER EFFICIENCY</b>	<b>17% - 20%</b>
<b>LIFETIME</b>	<b>25year+</b>

**UNIT PRICE : xxxx**

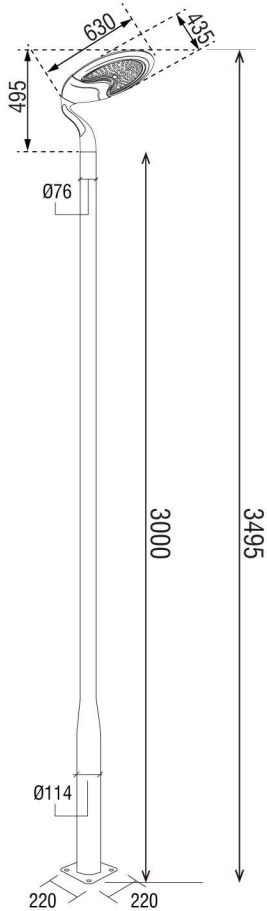
# LC-ZC-TYD-5108-F Pole-3m. SOLAR STREET LIGHT



- LED SMD
- 15W LED POWER
- 25W SOLAR PANEL
- IP65
- DIE-CAST ALUMINIUM MATERIAL
- SAND BLACK COLOR
- Monocrystal SOLAR TYPE
- SOLAR LAMP



## DIMENSION (Unit mm.)



\*Excluded of bolt for fixing with ground

## SPECIFICATION

<b>Model</b>	: LC-ZC-TYD-5108-F Pole-3m.
<b>Light source</b>	: 100pcs. LED SMD 2835
<b>Solar Panel</b>	: 25W 5V Monocrystalline Solar
<b>LED Power</b>	: 15W
<b>Lumen</b>	: 2300 lm
<b>CCT</b>	: 4000K
<b>Beam Angle</b>	: 70°×140°
<b>Battery</b>	: 3.2V 36AH lithium battery
<b>Charging Time</b>	: 3-5 Hours
<b>Working Time</b>	: 12 Hours
<b>Discharging Time</b>	: 3-4 Days
<b>Material</b>	: Lamp : Die casting Aluminum Pole : Q235 Galvanized pipe
<b>Color</b>	: Sand Black
<b>Paint method</b>	: Outdoor UV Spray Powder
<b>Diffuser</b>	: PC optical lens
<b>Adjustable</b>	: -
<b>IP</b>	: 65
<b>Dimension</b>	: Pole : H3000 mm. Lamp Head : 630×435×H495 mm. Total H : 3495 mm.

## MORE INFORMATION

### SOLAR PANEL

TYPE	MONOCRYSTALLINE SILICON SOLAR CELLS
MATERIAL	SILICON
POWER EFFICIENCY	17% - 20%
LIFETIME	25year+



**UNIT PRICE : 15,000.-**

# LC-AOK-SC30

## SOLAR STREET LIGHT



**LED**  
LAMP

**35W**  
SOLAR PANEL

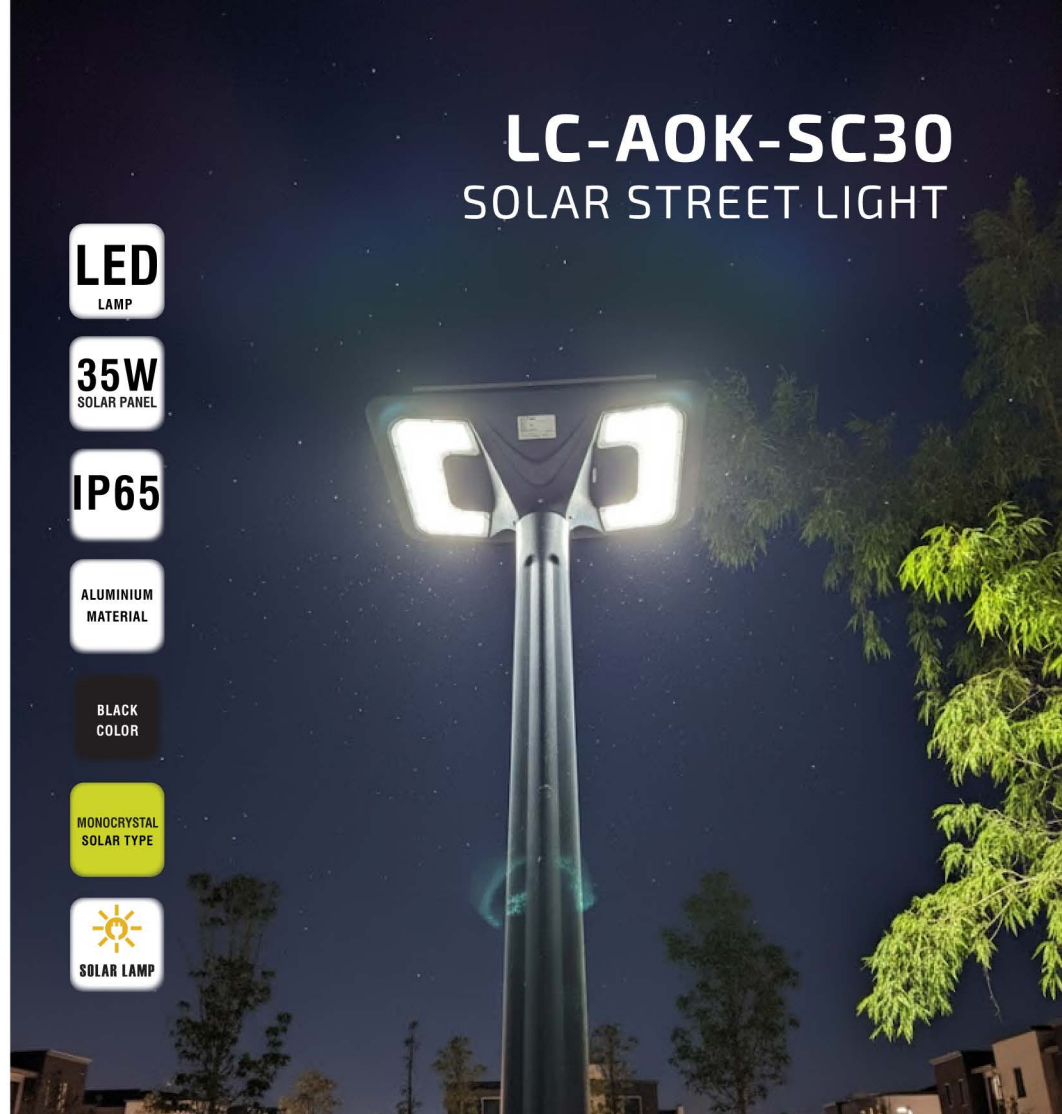
**IP65**

**ALUMINIUM**  
MATERIAL

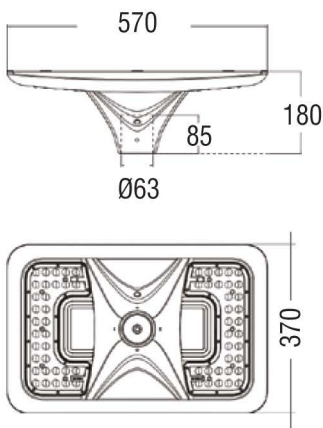
**BLACK**  
COLOR

**MONOCRYSTAL**  
SOLAR TYPE

**SOLAR LAMP**



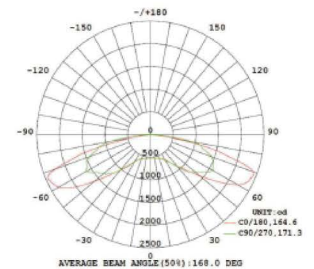
### DIMENSION (Unit mm.)



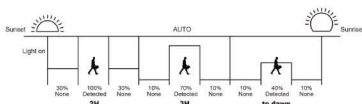
### SPECIFICATION

<b>Model</b>	: LC-AOK-SC30
<b>Light source</b>	: 5050 LED chips
<b>Solar Panel</b>	: 35W 12V Monocrystalline Solar
<b>LED Power</b>	: 15W
<b>Lumen</b>	: 2300 lm
<b>CCT</b>	: 4000K
<b>Beam Angle</b>	: N/A
<b>Battery</b>	: 3.2V 36Ah lithium battery
<b>Charging Time</b>	: 3-5 Hours
<b>Material</b>	: Die-casting aluminum galvanized pole.
<b>Color</b>	: Black
<b>Paint method</b>	: Outdoor UV Spray Powder
<b>Optical cover</b>	: Optical lens
<b>Adjustable</b>	: -
<b>IP</b>	: 65
<b>Dimension</b>	: Lamp Head 570 × 370 × H180 mm.

### PHOTOMETRIC DATA



### AUTONOMY CONTROL REFERENCE



### MORE INFORMATION

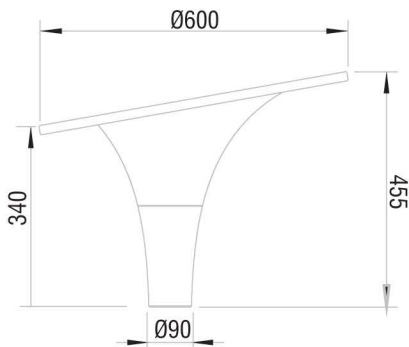
#### SOLAR PANEL

<b>TYPE</b>	MONOCRYSTALLINE SILICON SOLAR CELLS
<b>MATERIAL</b>	<b>SILICON</b>
<b>POWER EFFICIENCY</b>	17% - 20%
<b>LIFETIME</b>	<b>25year+</b>

**UNIT PRICE : 30,000.-**



**DIMENSION (Unit mm.)**



## PERFORMANCE

### CHANGE COLOR

The color is switchable between daylight 6000K ( or cool white 4000K) and warm white 3000K. Easy to set by remote as required. Winter with warm white and Summer time with cool white. Creating a comfortable atmosphere freely.

### CHANGE POWER

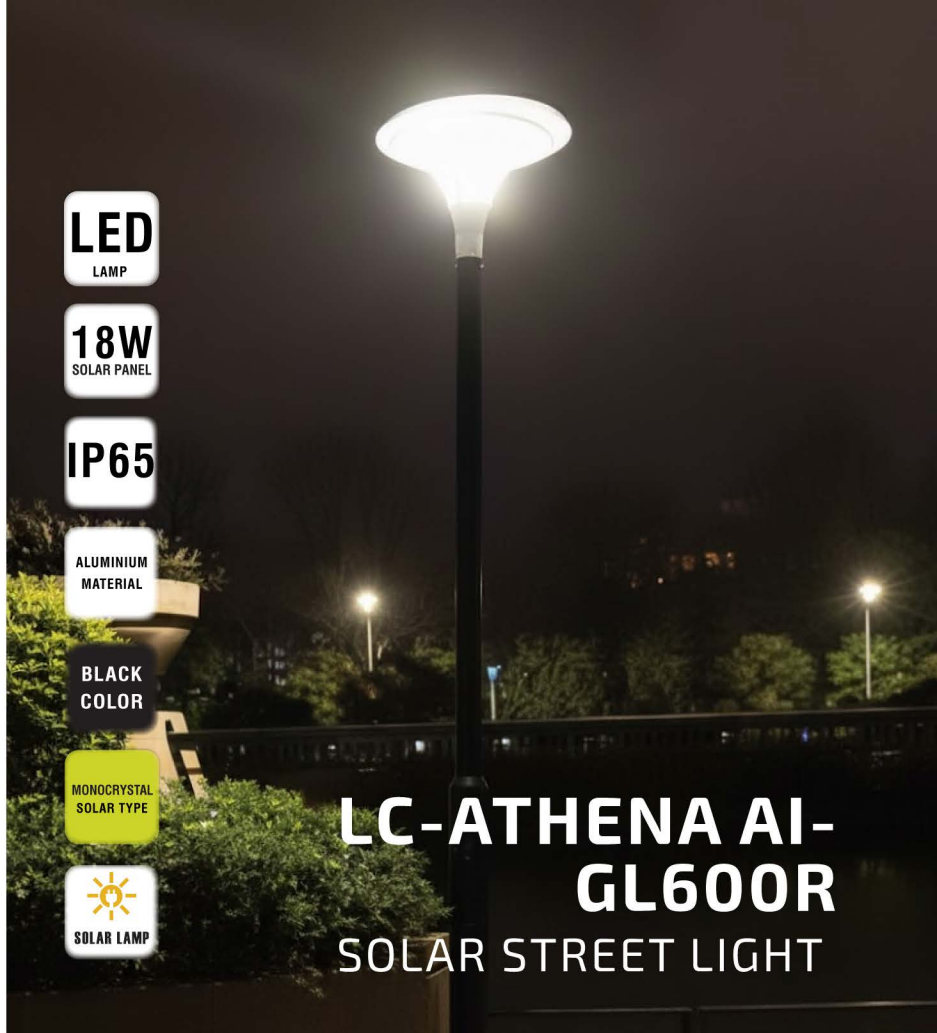
The power is changeable as 20%, 40%, 60%, 80%, and 100% to adjustable according to the local solar radiation to save energy, guaranteeing the lighting service is always there even in very challenging conditions.

### CHANGE MODE

The default setting is continuous lighting with fixed brightness, also motion sensor function is available. The luminaire works with 30% power normally and works with 100% power when the motion sensor is triggered at people come by. Saving more power with longer battery backup.

### CHANGE TIME

Different lighting time durations are available as 4 hours, 6 hours, and 12 hours optional to meet different requirements. This helps to save more energy and extend the lifetime of light as well as more days backup.



**LED**  
LAMP

**18W**  
SOLAR PANEL

**IP65**

ALUMINIUM  
MATERIAL

BLACK  
COLOR

MONOCRYSTAL  
SOLAR TYPE

SOLAR LAMP

# LC-ATHENA AI-GL600R

## SOLAR STREET LIGHT

## SPECIFICATION

<b>Material</b>	: Die-casting aluminum+polycarbonate
<b>Color</b>	: Black
<b>Lamp size</b>	: Ø600 x H455 mm.
<b>LED source</b>	: 128pcs smd3030
<b>LED power</b>	: 18W max
<b>Liminous flux</b>	: >2,800lm
<b>CCT</b>	: 3000K-6000K
<b>CRI</b>	: >83
<b>Default light program</b>	: 4H 100%+4H 50%+5H 30%
<b>Motion sensor mode</b>	: 30%+100% triggered sensor
<b>Sensor type</b>	: Microwave sensor
<b>Battery</b>	: 12.8V 12Ah lithium battery
<b>Battery lifetime</b>	: >3000 cycles D.O.D : 70%
<b>Charge controller</b>	: MPPT 97%
<b>Solar Panel</b>	: 42W 18V monocrystalline
<b>Brightness level</b>	: 20%, 40%, 60%, 80%, 100%
<b>Working time options</b>	: 4Hours / 6Hours / 12Hours
<b>Working Temp.</b>	: -20°C~70°C
<b>Remote control</b>	: PIR
<b>IP</b>	: 65
<b>Pole diameter to install</b>	: Ø90mm.
<b>Net weight</b>	: 11.5Kg
<b>Gross weight</b>	: 12.80Kg
<b>Warranty</b>	: 3 Years

## MORE INFORMATION

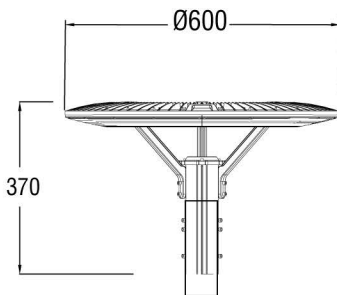
### SOLAR PANEL

TYPE	MONOCRYSTALLINE SILICON SOLAR CELLS
MATERIAL	SILICON
POWER EFFICIENCY	17% - 20%
LIFETIME	25year+

**UNIT PRICE : xxxx**



DIMENSION (Unit mm.)




**MORE INFORMATION**

**SOLAR PANEL**

TYPE	MONOCRYSTALLINE SILICON SOLAR CELLS
MATERIAL	SILICON
POWER EFFICIENCY	17% - 20%
LIFETIME	25year+

- LED LAMP
- 60W LED POWER
- 280W SOLAR MAX POWER
- IP65
- ALUMINIUM MATERIAL
- BLACK COLOR
- MONOCRYSTAL SOLAR TYPE
- SOLAR LAMP



**LC-ARTEMIS**  
SOLAR STREET LIGHT

**SPECIFICATION**

**LUMINAIRE**

- LED Type & Power : 60Watts
- Luminous Flux : >8,800lm
- CCT : 3000K
- Beam Angle : 120°

**SOLAR WRAP PV**

- Max Power : 280W
- Output Voltage : 18V
- Dimension : 228×220×1560mm.
- Module Quantity : 2 units

**BATTERY PACK**

- Rated Capacity : 12.8V 48Ah
- Battery Cell : 32700 6AH 32pcs
- Battery Lifetime : >4000cycles @ D.O.D 50%
- Working Temp. : -25°C ~ +65°C

**MPPT CHARGE CONTROLLER**

- Max. load : <60 Watts
- Max SolarWrap PV : 240 Watt 18V
- Programmable : yes
- IP : 65

**UNIT PRICE : XXXX**

# LC-Q140

## SOLAR STREET LIGHT

IP65

ALUMINIUM  
MATERIAL

140W  
/MODULE

MONOCRYSTAL  
SOLAR TYPE

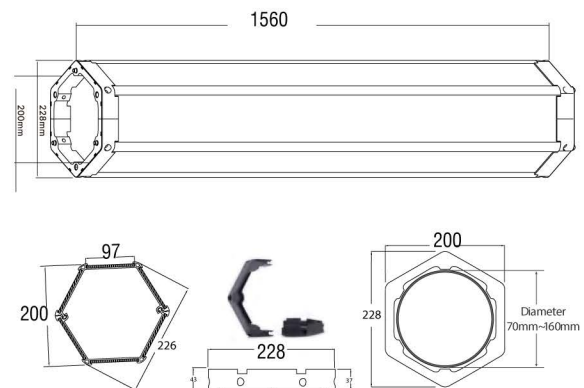


Silicon Solar Panel

### SPECIFICATION

<b>Dimension</b>	: 228×200×1560 mm.
<b>Pmax</b>	: 140W
<b>Vmp &amp; Imp</b>	: 18V 7.78A
<b>Cell type</b>	: MONO made in Taiwan
<b>Solar cell efficiency</b>	: 21.50%
<b>Cable &amp; Connector</b>	: Universal MC4 with 0.6 meter 2.5mm
<b>Structure material</b>	: Aluminum alloy with powder coated >20 years lifetime
<b>Operating temp.</b>	: -20°C ~ +70°C
<b>PV Lifetime</b>	: >20 years
<b>N.W / G.W</b>	: 20.70kg / 22.80kg
<b>Max pole diameter</b>	: 155 mm.
<b>Warranty</b>	: 5 years
<b>Fixture materials</b>	: Aluminium+Glass
<b>Powers max</b>	: 140W
<b>Type of solar panel</b>	: rigid solar panel
<b>Solar panel cell</b>	: Monocrystalline
<b>Conversion efficiency</b>	: 21.2%
<b>Qty of slim solar module</b>	: 6 pcs/module
<b>Connectors type</b>	: MC4
<b>Connection cable</b>	: 0.5 meters 2.5mm <sup>2</sup>
<b>Connection cables</b>	: 2 pairs of MC4
<b>Linkable &amp; Disassemble</b>	: Yes
<b>Max diameter of pole to suit</b>	: 155 mm.
<b>Wind resistance level</b>	: Class 13 37.0~41.4m/s
<b>IP</b>	: 65

### DIMENSION (Unit mm.)




### MORE INFORMATION

#### SOLAR PANEL

TYPE	MONOCRYSTALLINE SILICON SOLAR CELLS
MATERIAL	SILICON
POWER EFFICIENCY	17% - 20%
LIFETIME	25year+

UNIT PRICE : xxxx

LUCIE



SMART LIGHT



Smart light  
**MAX AI**



**CREE**  
CHIP LED

**24**  
WATT

**IP65**

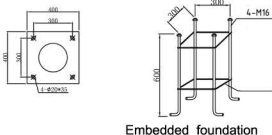
**ALUMINIUM**  
MATERIAL

**MATT**  
ANTHRACITE  
COLOR

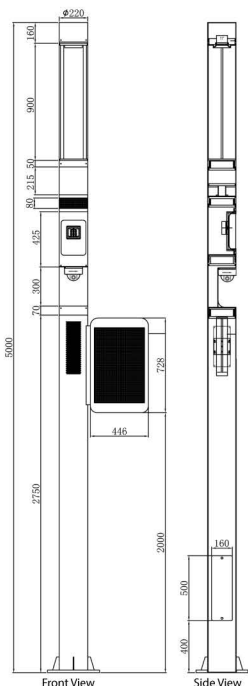
**MW**  
MEAN WELL  
DRIVER

# LC-WD-ZH-002 MAX AI SMART LIGHT

**DIMENSION (Unit mm.)**



Embedded foundation



Front View Side View

\*Excluded of bolt for fixing with ground

**SPECIFICATION**

- Model** : LC-WD-ZH-002 MAX AI
- Light source** : - LED CREE 24W 360 degree lighting  
- Spot light 20W 180 degree lighting
- Ai Funtion** : -Monitor camera  
-Speaker  
-Wifi  
-LED display  
-environmental quality monitoring module
- Power** : 24W
- Lumen** : 2400 lm
- Lumen/Watt** : 100 lm/W
- CCT** : 4000K
- CRI** : > 80
- Beam Angle** : 360°
- Material** : Aluminium
- Color** : Matt Anthracite (V322401S)
- Paint method** : Outdoor UV Spray Powder
- Diffuser** : Polycarbonate
- Adjustable** : No
- IP** : 65
- Driver Type** : Internal Driver
- Surge Protection** : 6kV
- Input Voltage** : AC220V-50Hz
- Power factor** : > 0.96
- Dimension (ØxH)** : Ø220×H5000mm.
- Total Height** : 5000 mm.

**UNIT PRICE : xx,xxx.-**



Smart light  
**MAX**

**CREE**  
CHIP LED

**24**  
WATT

**IP65**

**ALUMINIUM**  
MATERIAL

**MATT**  
**ANTHRACITE**  
COLOR

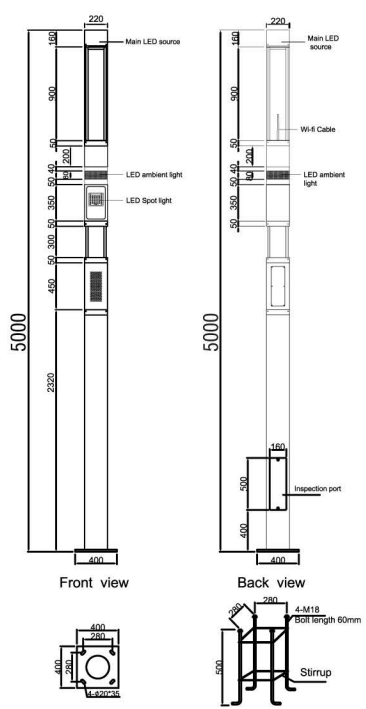
**MW**  
MEAN WELL  
DRIVER



# LC-WD-T373 MAX

## SMART LIGHT

### DIMENSION (Unit mm.)



dimension of flange in pre-bury hole Embedded foundation

\*Excluded of bolt for fixing with ground

### SPECIFICATION

<b>Model</b>	: LC-WD-T373 MAX	<b>Adjustable</b>	: No
<b>Light source</b>	: LED CREE 24W/360° lighting/ 180° lighting reflector/Lighting ring	<b>IP</b>	: 65
<b>AI Function</b>	: 1. Camera module (without camera) 2. Speaker Module (without speaker) 3. Wi-Fi module (Wi-Fi speaker) 4. Advertising module (Advertising speaker)	<b>Driver Type</b>	: Internal Driver
<b>Power</b>	: 24W	<b>Surge Protection</b>	: 6kV
<b>Lumen</b>	: 2400 lm	<b>Input Voltage</b>	: AC220V-50Hz
<b>Lumen/Watt</b>	: 100 lm/W	<b>Power factor</b>	: >0.96
<b>CCT</b>	: 4000K	<b>Dimension (ØxH)</b>	: Ø220×H5000mm.
<b>CRI</b>	: >80	<b>Total Height</b>	: 5000 mm.
<b>Beam Angle</b>	: 360°	<b>Remark</b>	: With AI equipment inside
<b>Material</b>	: Aluminium		
<b>Color</b>	: Matt Anthracite (V322401S)		
<b>Paint method</b>	: Outdoor UV Spray Powder		
<b>Optical cover</b>	: Polycarbonate		

**UNIT PRICE : xx,xxx.-**

Smart light  
NORMAL



**CREE**  
CHIP LED

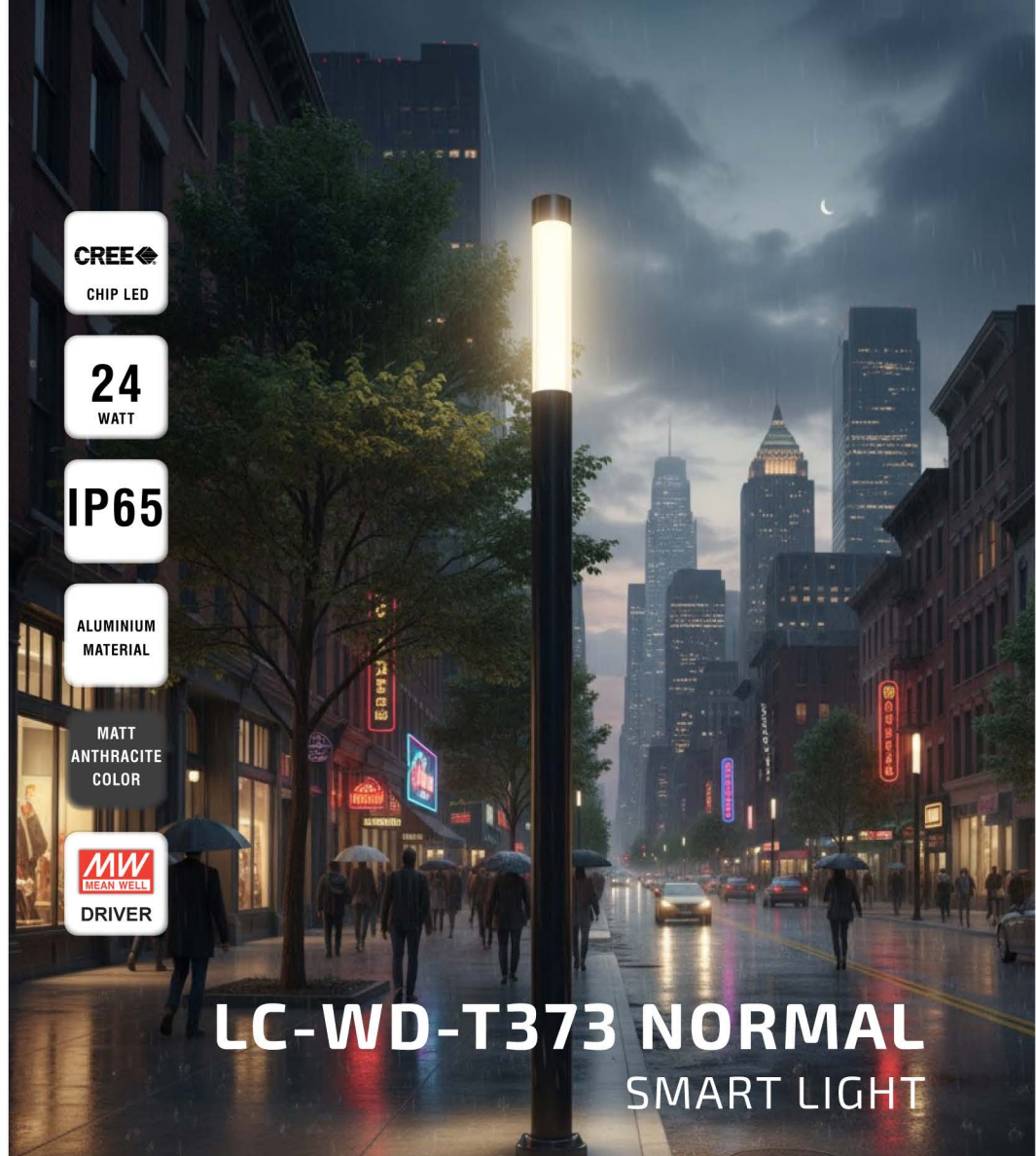
**24**  
WATT

**IP65**

**ALUMINIUM**  
MATERIAL

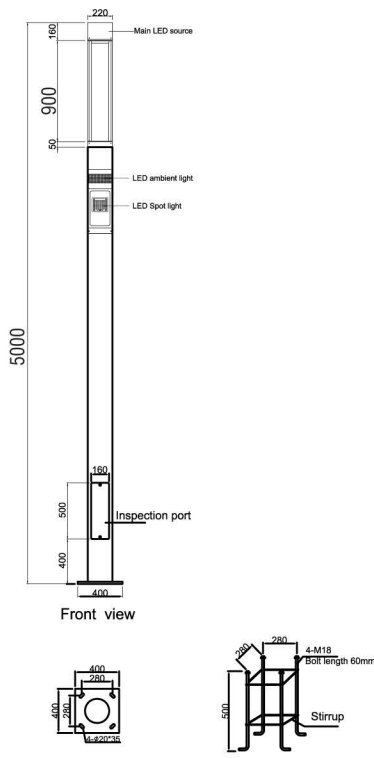
**MATT**  
ANTHRACITE  
COLOR

**MW**  
MEAN WELL  
DRIVER



# LC-WD-T373 NORMAL SMART LIGHT

## DIMENSION (Unit mm.)



## SPECIFICATION

<b>Model</b>	: LC-WD-T373 NORMAL	<b>Adjustable</b>	: No
<b>Light source</b>	: LED CREE 24W/360° lighting/ 180° lighting reflector/Lighting ring	<b>IP</b>	: 65
<b>Ai Funtion</b>	: No	<b>Driver Type</b>	: Internal Driver
<b>Power</b>	: 24W	<b>Surge Protection</b>	: 6kV
<b>Lumen</b>	: 2400 lm	<b>Input Voltage</b>	: AC220V-50Hz
<b>Lumen/Watt</b>	: 100 lm/W	<b>Power factor</b>	: >0.96
<b>CCT</b>	: 4000K	<b>Dimension (ØxH)</b>	: Ø220×H5000mm.
<b>CRI</b>	: >80	<b>Total Height</b>	: 5000 mm.
<b>Beam Angle</b>	: 360°	<b>Remark</b>	: Only Lighting
<b>Material</b>	: Aluminium		
<b>Color</b>	: Matt Anthracite (V322401S)		
<b>Paint method</b>	: Outdoor UV Spray Powder		
<b>Optical cover</b>	: Polycarbonate		

\*Excluded of bolt for fixing with ground

**UNIT PRICE : xx,xxx.-**



[www.southeastthailand.co.th](http://www.southeastthailand.co.th)